

# My English

Grade 2



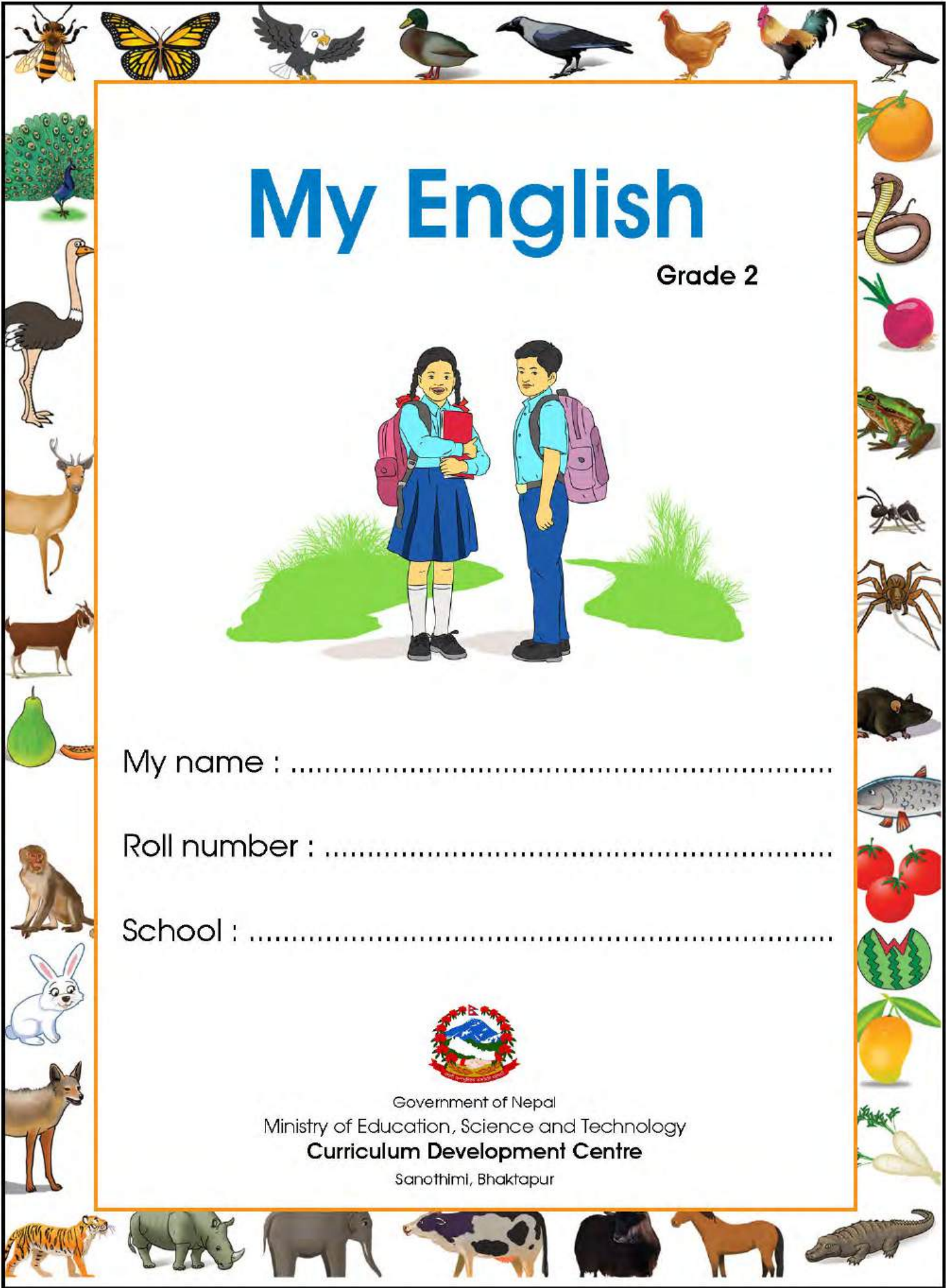
My name : .....

Roll number : .....

School : .....



Government of Nepal  
Ministry of Education, Science and Technology  
**Curriculum Development Centre**  
Sanothimi, Bhaktapur



**Publisher:** Government of Nepal  
Ministry of Education, Science and Technology  
Curriculum Development Centre  
Sanothimi, Bhaktapur

© Curriculum Development Centre

ISBN: 978-9937-601-44-3

All rights reserved. No part of this publication may be reproduced or transmitted in any other form or by any means without the written permission of the publisher. However, this does not prohibit making copies of its pages for teacher training or other not-profit making purposes.

**Edition:**

First Edition: 2078 BS (2021 AD)

Send your comments and suggestions to:

Curriculum Development Centre

Phone: 01-6630588

Fax: 01-6630797

Email: [cdc@ntc.net.np](mailto:cdc@ntc.net.np)

Website: [moecdc.gov.np](http://moecdc.gov.np)



# Preface

---

Curriculum Development Centre (CDC) revises curricula and textbooks on a regular basis to respond to the needs and expectations of the country, and to attain the goals of education. The new Basic Level Curriculum (Grades 1-3) developed using an integrated approach is based on the guiding principles of National Curriculum Framework 2019. Both the curriculum and the workbook for grade two were piloted in 100 schools across the country in the academic year 2077 BS. This workbook has been updated and amended on the basis of the feedback obtained from different stakeholders. The book has been organized under ten multi-disciplinary and subject specific themes. It incorporates the competencies and the language functions outlined in the curriculum. This book can be used as a textbook as well as a workbook.

This book initially developed by a team comprising of Prof. Dr. Laxman Gnawali, Mr. Shankar Adhikari, Mr. Nabin Kumar Khadka, Mr. Nim Prakash Singh Rathaur, and Mr. Ramesh Dhakal has been revised and updated by a team led by Dr. Gopal Prasad Pandey. The team included other people notably; Mr. Shankar Adhikari, Mr. Nabin Kumar Khadka, Mr. Nim Prakash Singh Rathaur, Mr. Parshuram Tiwari, Mr. Raju Shrestha, Mr. Ananda Dhungana and Mr. Pashupati Pandey. Similarly, Mr. Rudra Prasad Adhikari and Ms. Mukta Pokharel provided input on the content and language of the book. Likewise, Mr. Keshab Prasad Dahal, Mr. Tukaraj Adhikari, Prof. Dr. Bal Mukunda Bhandari, Dr. Ganga Ram Gautam, Mr. Purna Bahadur Lamichhane, Mr. Gangadhar Hada, Mr. Mahendra Kumar Shrestha, Ms. Rani Jha, Mr. Uddab Bhattarai and Mr. Kedar Bahadur Tamang have also contributed a lot to bring the book in this form. The illustration of the book has been done by Mr. Dev Koimee and the layout design by Mr. Khados Sunuwar. The Centre would like to extend its sincere thanks to all the people who have contributed for the development of this book. The CDC would also like to acknowledge all the sources of the materials used in this book.

An attempt has been made to make the book learner friendly. The teacher needs to act as a facilitator to make its effective use in the classroom. They can also employ other grade-appropriate tasks according to their specific contexts.

The Centre always welcomes constructive feedback for the improvement of its materials.

2078 B.S.

Curriculum Development Centre  
Sanothimi, Bhaktapur





# Table of Contents

Theme and Lesson	Page
<b>Before you begin - I</b>	1-4
<b>Before you begin - II</b>	5-8
<b>Me and My Family</b>	9-36
Lesson 1   Birendra's Family	10
Lesson 2   I Love My Family	15
Lesson 3   Uncle Shiva's Family	19
Lesson 4   It's Me	23
Lesson 5   My Body	27
Lesson 6   I Take Care of My Body	31
Assessment 1	35
<b>My Daily Life</b>	37-63
Lesson 7   Before School	38
Lesson 8   At School	42
Lesson 9   After School	46
Lesson 10   On Saturdays	50
Lesson 11   At the Zoo	54
Lesson 12   At a Fair	58
Assessment 2	62
<b>My School</b>	64-90
Lesson 13   Lunch Box Surprise	65
Lesson 14   Dentist at School	69
Lesson 15   Homework	73
Lesson 16   Durbar High School	77
Lesson 17   Unit Test	81
Lesson 18   We Are at School	85
Assessment 3	89

<b>Our Environment</b>	91-118
Lesson 19 My House	92
Lesson 20 My Garden	97
Lesson 21 My Village	101
Lesson 22 Weather	105
Lesson 23 Keeping Clean	108
Lesson 24 Using Numbers	113
Assessment 4	117
<b>My Belongings</b>	119-133
Lesson 25 Things I Have	120
Lesson 26 Colours and Objects	124
Lesson 27 My Clothes	128
Assessment 5	132
<b>Our Culture</b>	134-149
Lesson 28 Our Festivals	135
Lesson 29 Children's Day	139
Lesson 30 Months of the Year	143
Assessment 6	148
<b>Communication Technology and Market</b>	150-168
Lesson 31 Shopping	151
Lesson 32 Talking on the Telephone	155
Lesson 33 What's this?	159
Lesson 34 Making a List	163
Assessment 7	167
<b>Fruits and Vegetables</b>	169-182
Lesson 35 Fruits at the Market	170
Lesson 36 Vegetables at the Market	174
Lesson 37 Buying Fruits and Vegetables	177
Assessment 8	181

<b>Hobbies and Interests</b>	183-196
Lesson 38 I Like...	184
Lesson 39 We are on a Holiday	188
Lesson 40 Playing Games	192
Assessment 9	195
<b>Birds and Animals</b>	197-218
Lesson 41 Chicken Little	198
Lesson 42 Helpful Animals	203
Lesson 43 Birds and Animals	207
Lesson 44 What do Animals Eat?	212
Assessment 10	217
<b>Word List</b>	219
<b>Learning Progression Chart</b>	223





## Before you begin - I



Listen and sing.

Every day - Everyday.

I go to school - I go to school.

I meet my friends - I meet my friends.

and we all say - we all say

Hello! Hello! - Hello! Hello!

How are you? - How are you?

I'm good, I'm great!

How about you?

Hello! Hello - Hello! Hello!

How are you? - How are you?

I'm good, I'm great! - I'm good, I'm great!

How about you? - How about you?

Na na na na na na na na na!

Na na na na na na na na!

Hey!

Na na na na na na na na na!

Na na na na na na na na!





Talk about the picture.



Draw a picture of a bird and colour it.



Copy these words.

mother

hand

sleep

write

tomato

fifteen

climb

tiger

pigeon

river

a.

---

---

---

b.

---

---

---

c.

---

---

---

d.

---

---

---

e.

---

---

---

f.

---

---

---

g.

---

---

---

h.

---

---

---

i.

---

---

---

j.

---

---

---





Read the capital letters.

A	B	C	D	E	F
G	H	I	J	K	L
M	N	O	P	Q	R
S	T	U	V	W	X
Y	Z				



Read the small letters.

a	b	c	d	e	f
g	h	i	j	k	l
m	n	o	p	q	r
s	t	u	v	w	x
y	z				



Write the capital letters (A-Z).

Handwriting practice lines for capital letters (A-Z). The section contains 10 sets of horizontal lines, each set consisting of a top red line, a middle blue line, and a bottom red line, providing a guide for letter height and placement.



Write the small letters (a-z).

Handwriting practice lines for small letters (a-z). The section contains 10 sets of horizontal lines, each set consisting of a top red line, a middle blue line, and a bottom red line, providing a guide for letter height and placement.

## Before you begin - II



Listen and Say.



Hello! Good morning.  
I am Madina.



Hi! Good afternoon. My name is Kiran.



Hello! Good morning. I am Prem.



Hi! I am Puja.



Listen and act.


May I sit down?



Yes, sit down.



May I go out to play?



Yes, you may.

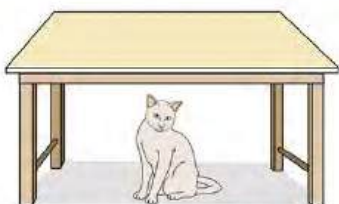






Look at the picture and say.

Where is the cat?



under



in




on



on



behind



in



Write on, in or under.

a. The book is \_\_\_\_\_ the table.



b. The ball is \_\_\_\_\_ the table.



c. The cow is \_\_\_\_\_ the tree.



d. The sweets are \_\_\_\_\_ the jar.





## Ask and answer.



Q : What is the time?

A : It is ten o'clock.



Q: What's the time?

A: It's four o'clock.



## Write the time.



It's \_\_\_\_\_ o'clock.



It is \_\_\_\_\_



It is \_\_\_\_\_ o'clock.



It's \_\_\_\_\_



Match.

1

7

10

12

16

20

ten

twenty

one

seven

twelve

sixteen



What do you see in the picture? Write complete sentences.



---

---

---

---

---

---

---

---

---

---





# Me and My Family



## Lesson 1

## Birendra's Family



Talk about the picture.







## Listen and sing.

Father, father! So kind.


Mother! Mother! Never mind.

Grandfather! Grandfather! Love and share.

Grandmother! Grandmother! Take care.

Brother! Brother! Play the ball.

Sister! Sister! Where's the doll?



Who is in your family? Tell your friends.



Match.



mother



grandfather



grandmother




father



brother



sister



Learn these words.



village



parents



a black dog



homework





Read and answer.

**What do you see in the picture?**



Birendra is a grade two student. He is seven years old. He lives in a village. He lives with his parents. His father, Hari Narayan is 35 years old. He loves Birendra. He is a good father.

Birendra's mother is Rima. She is 33 years old. She helps Birendra with his homework. She is helpful.

Birendra has a sister. Her name is Nitu. She is ten years old.

Birendra has a pet dog. Its name is Kale. It is a big black dog.

Birendra loves his family very much.

**Complete the sentences.**

- a. Birendra lives with his \_\_\_\_\_.
- b. His father is \_\_\_\_\_ years old.
- c. His \_\_\_\_\_ helps him do homework.
- d. Birendra's \_\_\_\_\_ is ten years old.
- e. Kale is a \_\_\_\_\_.



Complete the text about your family.

My name is \_\_\_\_\_ . I live in a \_\_\_\_\_ (big/  
small) family. My mother's name is \_\_\_\_\_ . My  
father's name is \_\_\_\_\_ . I have \_\_\_\_\_  
sister/sisters and \_\_\_\_\_ brother/brothers.



Make your family profile.

photo
grandfather

Name : \_\_\_\_\_

photo
grandmother

Name : \_\_\_\_\_

photo
father

Name : \_\_\_\_\_

photo
mother

Name : \_\_\_\_\_

photo
me

Name : \_\_\_\_\_

photo
brother/sister

Name : \_\_\_\_\_



Describe the picture.




---

---

---

---

---

---

---

---

---

---



## Lesson 2

## I Love My Family



Act.

Hi! I'm Junu.  
What's your name?



Hi! I'm Jay.  
I'm from Doti.  
Where are you from?



I'm from Lamjung.  
How old are you, Jay?



I am seven.  
I study in grade two.



Who do you live with?



I live with my parents, my brother and my sister.



I also live with my family. I have my grandfather and grandmother too.



Nice talking to you. Bye!



Now, talk in pairs with your friends. Talk about yourself.



Find and write.



J	K	P	K	P	A	R	E	N	T	S	J
G	R	A	N	D	M	O	T	H	E	R	Y
F	A	M	I	L	Y	W	J	I	Q	D	Q
O	G	R	A	N	D	F	A	T	H	E	R
H	L	F	R	N	F	S	I	S	T	E	R
C	H	I	L	D	R	E	N	F	V	F	X
B	R	O	T	H	E	R	T	Z	X	R	E



a. \_\_\_\_\_  
 \_\_\_\_\_  
 \_\_\_\_\_  
 c. \_\_\_\_\_  
 \_\_\_\_\_  
 \_\_\_\_\_  
 e. \_\_\_\_\_  
 \_\_\_\_\_

b. \_\_\_\_\_  
 \_\_\_\_\_  
 \_\_\_\_\_  
 d. \_\_\_\_\_  
 \_\_\_\_\_  
 \_\_\_\_\_



Talk about yourself.



I am \_\_\_\_\_.

I am \_\_\_\_\_ years old.



This is my father.

He is \_\_\_\_\_ years old.



This is my \_\_\_\_\_.

She is \_\_\_\_\_.



This is my \_\_\_\_\_.

He is \_\_\_\_\_.



Bye! See you.



Learn these words.



a shop



farm



long dark hair



a cute cat





## Read and answer.

Hi friends! I am Preeti Rajbanshi from Jhapa. I am seven years old. My mother's name is Uma. She runs a shop. She is thirty five. She has got a long dark hair.

My father is Amar. He works on a farm. He is thirty seven. He is tall.

I have a brother. His name is Ravi. He is five. He is small. He has a pet. It is a cat. Its name is Shuri. It is very cute.



True or false? Put a tick ☐ or a cross ☐.

- a. Preeti's mother is 37 years old. ☐
- b. Preeti is younger than Ravi. ☐
- c. Preeti has two brothers. ☐
- d. Shuri is a pet. ☐



## Write the words.

long +  = long hair

dark +  = .....

long +  = .....

bright +  = .....

cute +  = .....



Listen and say.

doll	son	mat
uncle	sun	bat
girl	pig	cat
hole	sit	fat
nail	salt	hat



Write ten sentences about your family.

a.

b.

c.

d.

e.

f.

g.

h.

i.

j.

## Lesson 3

## Uncle Shiva's Family



Listen and read.



This is my uncle.  
His name is Shiva.  
He is my father's  
brother. He is a  
mason.



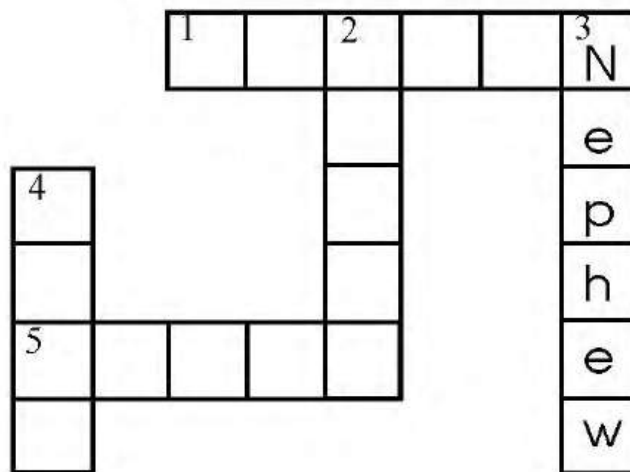
This is my aunt.  
Her name is  
Ganga. She is  
my uncle's wife.  
She is a tailor.



They are my cousins. They are my uncle's  
son and daughter. They are students.



Complete the puzzle.



Across:

1. a child of your uncle or aunt
5. a daughter of your brother or sister

Down:

2. a brother of your father or mother
3. a son of your brother or sister
4. a sister of your father or mother



Now, use the words in your own sentences to describe your own family.

a.

b.

c.

d.

e.



Listen and complete.



My grandfather is **sleeping**.



My grandmother is .....



My aunt is .....



My uncle is .....



My cousins are .....



My puppy is .....





## Read and answer.

My uncle's name is Shiva. He is my father's brother. He is thirty years old. He is a mason. He is very popular in my village. He is very busy. He works from morning to evening. He works even on Saturdays.



Lata is my uncle's wife. She is twenty eight. She is a housewife. She cooks food for her family. Sometimes she helps my uncle in his work.



## Write short answers.

a. How old is Shiva?

---

---

b. What does he do?

---

---

c. How old is Lata?

---

---

d. What does she do?

---

---

e. Does Lata love Shiva?

---

---



Write about Rita's family.



a. This is Rita's family.

b.

c.

d.

e.

f.

g.

# Lesson 4

# It's Me




Listen and read.

Hi! It's me Tej.  
I am seven  
years old.



I live in  
Kathmandu.  
It is a big city.



I live with my  
parents.



This is Lumanti.  
She is my friend.



I have a dog.  
I like it.



I like reading,  
singing and  
dancing.



Complete these and talk to your friends.

Hello! I am \_\_\_\_\_.

I live in \_\_\_\_\_.

I live with \_\_\_\_\_.

Paste your photo here.

I am \_\_\_\_\_ old.

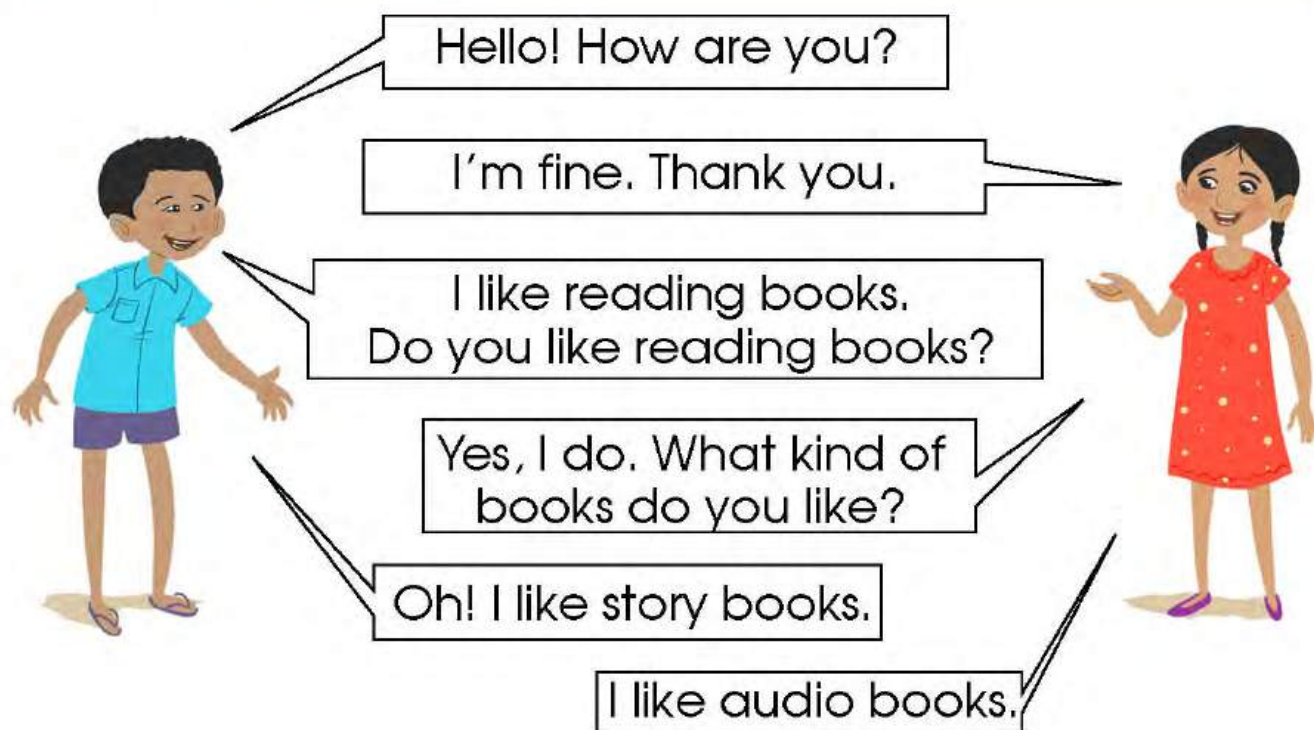
I have a \_\_\_\_\_.

I like \_\_\_\_\_.






Listen and act.




Now, practise in pairs. Talk about yourself.



Learn these words.



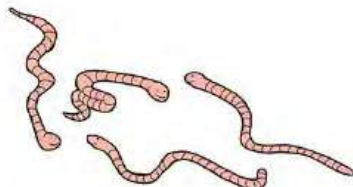
robot



jungle



jumping



worms



swimming




listening





## Read and answer.



Hello! My name is Lisa. I'm a robot. I'm seven years old. I am from the world of science. I help people in their work. I like listening to music. I like English rhymes.



Good morning! My name is Bonzo. I'm a monkey. I'm six years old. I live in the jungle. Kiki is my sister and my best friend. I like jumping. Bananas are my favourite food.



Hello! My name is Fin. I'm a fish. I'm seven months old. I live in water. Otto is my best friend. I eat worms. I like swimming. My hobby is singing.

### Write short answers.

- Who is Lisa?
- Where is Bonzo from?
- What's Bonzo's favourite food?
- Who is Fin's best friend?
- Who is the oldest of all?
- Who can be your friend?

a robot

---

---

---

---

---

---

---

---

---

---



Write about your family and talk to your friends.

Hi, my name is \_\_\_\_\_. I am  
from \_\_\_\_\_. I am \_\_\_\_\_ years old.  
I \_\_\_\_\_ a big family. There are \_\_\_\_\_  
members in my family. How \_\_\_\_\_ members do  
you have in your family?

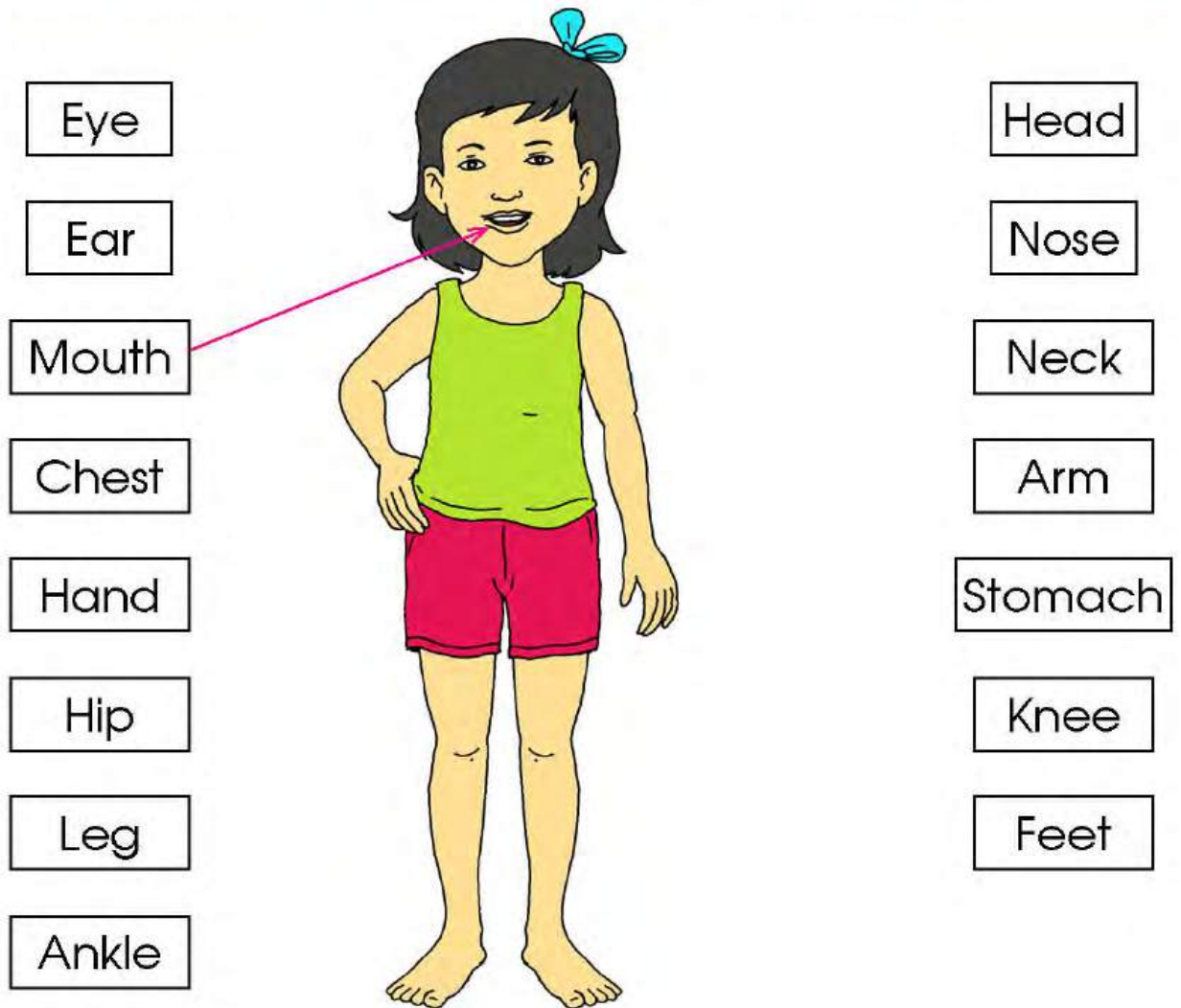


Write a similar paragraph about your friend.

\_\_\_\_\_ is my friend. He/She is from \_\_\_\_\_



Draw the lines to show the body parts and say.



Listen to your teacher and show the body parts.

**Say like this:**

This is my head.

These are my eyes.





## Listen and act.

I'm thinking of a part of our body. Can you guess it?

Do I have two of them?

Can I hear with it?

Is it an ear?

Yes, you are right.

Yes, you have.

Yes, you can?



## Listen and write.



I wash my .....



I brush my .....



I comb my .....



I take .....



Read and answer.

We are your ears.  
We are two. We  
help you to hear.




We are your eyes. We  
are two. We help you  
to see things.



We are your teeth.  
We are many. We  
chew the food you  
eat.



I am your tongue.  
I'm only one. I taste  
the food you eat.



We are your legs.  
We are two. We  
help you to stand  
and walk.



We are your hands.  
We are two. We  
help you to write  
and work.

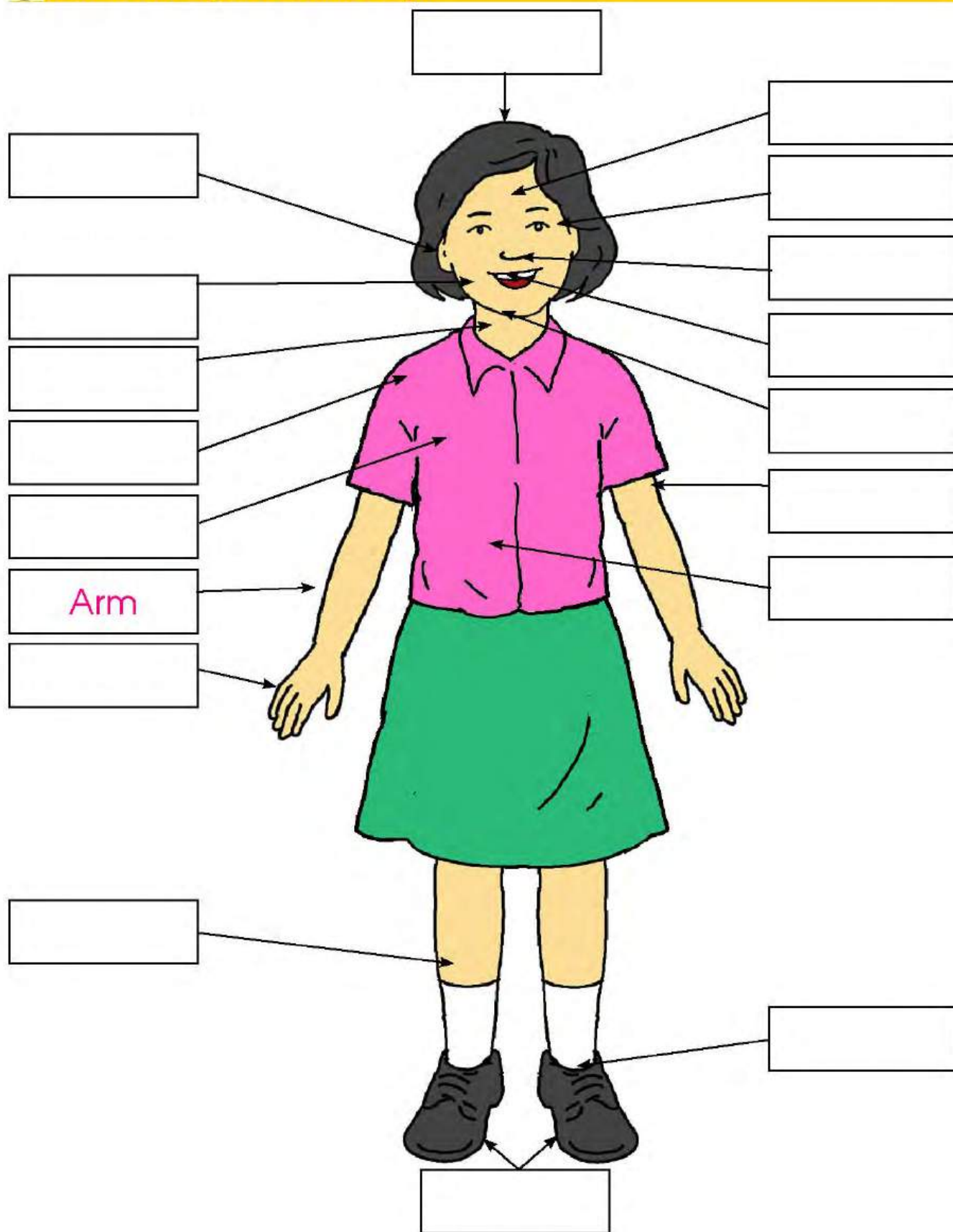


Fill in the gaps.

- a. Eyes help us to \_\_\_\_\_.
- b. We \_\_\_\_\_ food with our teeth.
- c. The tongue tastes the food we \_\_\_\_\_.
- d. We use our legs to \_\_\_\_\_ and \_\_\_\_\_.
- e. We use our \_\_\_\_\_ to write and work.



## Label the parts of body.






## Lesson 6

## I Take Care of My Body



Look at the pictures and discuss.



Listen and write.

- a. Eat healthy .....
- b. Have plenty of .....
- c. Play ..... and do exercises.
- d. Comb your .....
- e. Wash your .....

How do you take care of your body? Tell your friends.



## Match.



trim



comb



brush



wash



## Ask and answer.



Hi! I'm combing my hair. What are you doing?

I'm washing my hands.



Hi! I'm washing my hands. What are you doing?

I'm brushing my teeth.



## Learn these words.



cleanliness



rest



exercise



balanced diet



take a bath



vegetables





## Read and answer.

We need to take care of our body to keep ourselves healthy. Cleanliness, rest, exercise and a balanced diet are very important for this.

Our body needs rest. We need plenty of sleep for rest. We need to go to bed early in the evening. We should get up early in the morning.

Similarly, we need to keep our body clean. We should take bath regularly. We should brush our teeth twice a day. We should comb our hair. We should trim our nails every week. We should wash our hands with soap and water before and after meals.

Games and exercises are also necessary for our body. They keep us fit and healthy. They also make us active.

We need to eat different types of food. We should eat vegetables, fruits, milk, meat, eggs, rice, etc. We should drink enough water.

## Write short answers.

a. Write one thing to keep your body clean.

---

---

---

b. When should we go to bed?

---

---

---

c. What makes us active?

---

---

---



d. What should we eat?

---

---

---

e. What type of food do you eat at home?

---

---

---



How do you take care of your body? Write five sentences.

a.

---

---

---

b.

---

---

---

c.

---

---

---

d.

---

---

---

e.

---

---

---



Draw the pictures of food items that you eat.

What they eat

What they need to eat more of



## Assessment 1

1. Listen to your teacher and tick.

a. house ☐

b. head ☐

mouse ☐

bed ☐

c. cat ☐

d. dog ☐

bat ☐

log ☐

2. Listen to your teacher and say the rhyming words for these.

kind	old	farm	son	food
------	-----	------	-----	------

3. Listen to your teacher and answer.

a. How old is Birendra?

---

---

---

b. Where does he live?

---

---

---

c. What is his father's name?

---

---

---

4. Talk about your family in pairs. Say at least five sentences.

5. Read and answer.

Hi friends! I am Preeti Rajbanshi from Jhapa. I am seven years old. My mother's name is Uma. She runs a shop. She is thirty five. She has got a long dark hair.

My father is Amar. He works in a farm. He is thirty seven. He is tall and fat.

I have a brother. His name is Ravi. He is five. He is small.

He has a pet. It is a cat. Its name is Shuri. It is very cute.

a. Where is Preeti from?

---

---

---

b. What does Preeti's mother do?

---

---

---

c. How many brother does Uma have?

---

---

---

6. Answer the following questions.

a. What is your name?

---

---

---

b. How old are you?

---

---

---

c. Who are there in your family?

---

---

---

d. What is your father's name?

---

---

---

e. What is your mother's name?

---

---

---



## Theme 2

# My Daily Life






Look at the pictures, discuss and read.

## Bunny before going to School



This is Bunny, a little rabbit.  
He gets up at seven o'clock.




Bunny eats breakfast at  
half past seven.



He reads books for an  
hour.



He eats his morning meal  
at 8:30.



He dresses up for school.



He goes to school at 9:30.

What do you do in the morning? Tell your friends.





Talk about the picture.



clock

painting

calendar

television

lamp

telephone

sofa

cupboard

curtain

book rack

mat



Ask and answer.

What time is it now?




It is nine o'clock.







Listen and say.



Listen and act.

Chunu : Hi Munu! What day is today?

Munu : Today is Tuesday. What day was yesterday?

Chunu : Yesterday was Monday.

What day is tomorrow?

Munu : Tomorrow is Wednesday.





## Read and answer.

Bindu is in the kitchen. She loves working in the kitchen. Every morning, she helps her parents in the kitchen. She helps her mother clean the plates. She helps her father in peeling potatoes. Sometimes, she sets the dining table. She knows how to keep the kitchen neat and tidy.



### Write short answers.

a. What does Bindu love doing?

---

---

---

b. How does Bindu help her father?

---

---

---

c. Can you do all the jobs that Bindu does?

---

---

---



What would you like to do in the kitchen? Write.

---

---

---

---

---

---


---

---






Look at the pictures, discuss and read.



Bunny is in the classroom.



He sings and dances.



He reads and writes.



He plays games with his friends.



He plays ball with Tommy.




He goes home at four o'clock.



What do you do at your school? Tell your friends.





Complete your time table and talk to your friends.




6 o'clock	Example: get up
6:30	
7 o'clock	
10 o'clock	
1 o'clock	
4 o'clock	
8 o'clock	
9 o'clock	



Look at the school menu; ask and answer for each day.

Q: What do they eat on Sunday?

A: They eat milk, rice and curry.

Days	Lunch Items	
Sunday	milk, rice and curry	
Monday	popcorn	
Tuesday	fruits, dal and roti	
Wednesday	fried rice and juice	
Thursday	milk, beaten rice and banana	
Friday	rice pudding	

What is your favourite food? Tell your friends. Why?



## Read and answer.

This is Prem's school. It has a building with many rooms. It has a big ground at the front. The ground has different playthings. Prem plays on the slides, swings and does other games in break hour. It also has a beautiful garden with colourful butterflies. He loves playing with butterflies. He loves going to school.



### Write short answers.

a. What is there in front of school building?

---

---

---

b. Where is the swing?

---

---

---

c. Is Prem happy with his school?

---

---

---



What is your favourite thing to do at school? Write.

---

---

---

---

---

---

---

---



## Lesson 9

## After School




Look at the pictures and read what Bunny does after school.




Bunny goes to play with his friends.



He does his homework in the evening.



He eats dinner with his family.



He watches TV for an hour.



He listens to the bedtime stories.



He goes to bed at nine o'clock.

What is your favourite thing to do in the evening? Tell your friends.



slide

lotus

[illegible]





Read the sentences aloud.

The first day  
is Sunday.



The second day  
is Monday.



The third day is  
Tuesday.



The fourth day is  
Wednesday.



What are the days  
of a week?




The fifth day  
is Thursday.



The sixth day  
is Friday.



The seventh day  
is Saturday.







## Read and answer.

Munu has a beautiful garden. Every morning, Munu goes there. She picks up weeds and waters the plants. She knows how to take care of plants in the garden. Munu loves gardening. On Saturdays, she spends much time in the garden. She plays with her pet dog in the garden. She also reads books sitting in the garden. She likes her garden very much.



### Write short answers.

a. Where does Munu go every morning?

---

---

---

b. How does she take care of the plants?

---

---

---

c. Do you also love gardens? Why?

---

---

---



Draw your garden and write about your favourite part.

---

---

---

---

---

---

---

---

---

---

## Lesson 10

## On Saturdays



Look at the pictures, discuss and read.



Bunny does not go to school on Saturday.



He helps his father in the garden.



He helps his mother in the field.



He takes a bath and washes his clothes.



He spends time with his family.

Describe your favourite thing you do on Saturdays.





Talk about the pictures.



Make sentences using the words below.

guest

---

---

---



garden

clean

cycling

story



Read and answer.



It is a sunny Saturday. Ritu, Munal and Amrita feel hot. In the afternoon, they go to a nearby river. The river water is calm and clean. They swim in the river for an hour. They eat snacks when they are hungry. They play on the river bank. They love making different images in the sand.






## Lesson 11

## At the Zoo



Look at the pictures and read what Bunny did at the zoo.



Bunny went to the zoo yesterday.



He rode an elephant.



He enjoyed boating in the pond.



He played with monkeys.




He also spent time with his friends.

Have you ever been to a zoo? What did you do there? Tell your friends.





Listen to your teacher and write.



## Animals

---

---

---

---

---

---

---

---

---

---

---

---

---

---

---

---



## Birds

---

---

---

---

---

---

---

---

---

---

---

---

---

---

---

---





Listen and act.



Ali : Hello! Preeti.

Preeti : Hello! Ali.

Ali : Which school day do you like the most?

Preeti : I like Tuesday the most. Tuesday is our library day.  
Which day do you like the most?

Ali : I like Friday the most. We have outdoor activities  
on Fridays.



Listen and repeat.

get	set	night	right
take	lake	sit	bit
fair	pair	pet	net
pray	bray	read	lead





## Read and answer.

It was summer vacation. Rupak went to his maternal uncle's house. His uncle picked him up from the bus stop. He gave Rupak some sweets. His grandmother gave him rice pudding to eat. His grandfather told him stories. He loved to play with cattle there. He also rode a bicycle with his cousin.



True (✓) or False (×)? Put a tick (✓) or a cross (×).

- a. Rupak went to his maternal uncle's house during vacation.
- b. His grandfather gave him sweets.
- c. His grandmother gave him food.



What did you do in your last holiday? Write a short paragraph.

---

---

---

---

---

---

---

---

---

---



## Lesson 12

## At a Fair



Listen to your teacher and write 1 to 5 in the box.



Bunny went to the fair yesterday. ☐



He bought colorful balloons. ☐



He bought toys. ☐



He ate an ice-cream. ☐



He enjoyed playing on the Wooden Ferris Wheel. ☐

Have you ever been to a fair? What did you do there? Tell your friends.



What did they do at the fair. Talk to your friends.



Listen to your teacher and write.

At a fair, you see...

a. \_\_\_\_\_  
\_\_\_\_\_

c. \_\_\_\_\_  
\_\_\_\_\_

e. \_\_\_\_\_  
\_\_\_\_\_

g. \_\_\_\_\_  
\_\_\_\_\_

b. \_\_\_\_\_  
\_\_\_\_\_

d. \_\_\_\_\_  
\_\_\_\_\_

f. \_\_\_\_\_  
\_\_\_\_\_

h. \_\_\_\_\_  
\_\_\_\_\_





## Listen and act.



**Teacher :** Pratik, when does our unit test start?

**Pratik :** It starts from Sunday.

**Teacher :** Great! When does the test end up, Richa?

**Richa :** It ends up on Friday.

**Teacher :** Good! When do we have the test of Nepali Subject, Munal?

**Munal :** It's on Tuesday.

**Teacher :** Good! Now, let's practise for the test.





## Read and answer.

It was a beautiful Sunday morning. Saru got up early in the morning. She took a bath and put on clean clothes. She went to the garden. She plucked up flowers and put in a basket. Then, she went to the temple. She worshipped and prayed to her god. She offered beautiful flowers to the goddess Durga. The priest put tika on her forehead. She felt good.




### Complete the sentences.

- a. Saru got up early in the morning on \_\_\_\_\_.
- b. She went to the garden to bring \_\_\_\_\_.
- c. She prayed to the \_\_\_\_\_.
- d. The priest put \_\_\_\_\_ on her forehead.



Where do you go to pray? Draw a picture and write four sentences.



---

---

---

---

---

---

---

---

---

---



## Assessment 2

1. Listen to your teacher and cross out the words.

get up	take	read	eat	dress
sing	dance	help	watch	play
listen	spend	write	enjoy	buy
zoo	swim	garden	brush	bath

2. Listen to your teacher. Tick (✓) the pairs which have the same initial sound.

a. father    mother    ☐    b. Sunday    Saturday    ☐

c. big        break    ☐    d. neat        meat    ☐

3. Listen to your teacher and complete the sentence.

a. Bindu ..... working in the kitchen.

b. She helps her ..... in cleaning plates.

c. She sets ..... table.

4. Work in pairs. Take turns to talk about your daily habits/routines.

5. What did you do yesterday? Say in three sentences.

6. Read these words.

shoes            boat            colourful        lunch

popcorn        garden        beautiful        flowers

7. Your teacher reads some words and sentences. Listen to him/her and write.

---

---

---

---

---

---

---

---

---

---

---

---

---

---

---

---

---

---

---

---

---

---

---

---

---

---

---

---

---

---

8. Put 'and' or 'but' in the following sentences.

- a. She went to the zoo ..... rode an elephant.
- b. He gets up at six o'clock ..... brushes his teeth.
- c. He gets up early ..... his sister gets up late.

9. Write eight things that you do everyday.

a.

---

---

---

b.

---

---

---

c.

---

---

---

d.

---

---

---

e.

---

---

---

f.

---

---

---

g.

---

---

---

h.

---

---

---





# My School



## Lesson 13

## Lunch Box Surprise



Look at the pictures and read.



The students are sitting.



They are having their snacks.



They are walking on the ground.



They are sitting on the ground.



They are skipping.




They are talking.

What do you do in your snacks break? Talk to your friends.






## Listen and act.



## Learn these words.

sandwich



skunk



carrot



lunch box



Now, make sentences with the words.

---

---

---

---

---

---

---

---

---

---





Read and answer.

## Lunch Box Surprise

Will : What is in your lunch box today?

Kate : I have a sandwich and carrot sticks. What is in your lunch box?

Will : Tomato soup and a banana. And something else, too.

Kate : What is it?

Will : I will give you a clue. What is black and white and smells like flowers?

Kate : I don't know.

Will : A skunk wearing perfume.

Kate : You have a skunk in your lunch box?

Will : No. (He shows Kate a piece of paper.) My mom has put a joke in my lunch box.

(Adapted from Sara Matson's Lunch Box Surprise)



Write short answers.

a. What is in Kate's lunch box?

---

---

---

b. Who has tomato soup?

---

---

---

c. What is the surprise?

---

---

---



**Ask and write** (what your friends have in their tiffin box).

a. Dolma has a boiled egg.

---

---

---

b.

---

---

---

c.

---

---

---

d.

---

---

---

e.



**Draw your favourite snacks item. Display it in your class.**

## Lesson 14

## Dentist at School



Look at the pictures, discuss and read.



Luna is a nurse.



She works at a hospital.



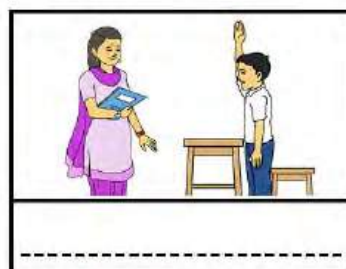
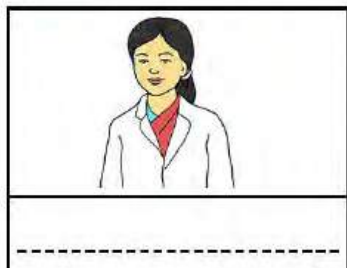
She takes care of patients.

What do your father and mother do? Talk to your friends.





Who are they? Listen to your teacher and write.



Now, choose the correct words and fill in the gaps.

doctor      farmer      teacher      actor      singer

- A \_\_\_\_\_ grows crops.
- A \_\_\_\_\_ sings a song.
- An \_\_\_\_\_ acts in films.
- A \_\_\_\_\_ treats patients.
- A \_\_\_\_\_ teaches students.



Listen and act

- Barsha : What are you doing?  
 Rohit : I'm reading.  
 Barsha : What is Raju doing?  
 Rohit : He is walking.



Now, talk in pairs with your friends.



## Read and answer.

This is a school ground. There are teachers and students. The teachers are sitting on chairs. Some students are walking. Some are standing. Some are sitting. They are talking to each other.

There is a table. The dentist is sitting on the chair near the table.

He is checking the students' teeth. He is also giving them toothbrushes. He is behaving like a friend. Some students are standing in a line. They are waiting for their turn. They are enjoying it.




### Fill in the gaps.

- The teachers are sitting on the \_\_\_\_\_.
- The students are \_\_\_\_\_ each other.
- The dentist is giving them \_\_\_\_\_.
- The dentist is behaving like a \_\_\_\_\_ to the students.
- The students are waiting for their \_\_\_\_\_.





What are the students doing? Write a few sentences.



a.

b.

c.

d.

e.

f.

g.





Look at the pictures, read and discuss.



Vijaya is a grade two student.  
He reaches home at 4 o'clock.



He changes his clothes.



He does his homework.



He goes outside to play.



He watches cartoons.

What do you do at home after school? Talk to your friends.



## Listen and act.

Teacher : Do you play cricket?

Ali : Yes, I do.

Teacher : Do you sing a song?

Shovana : No, I don't.

Teacher : Do you like to dance?

Malika : Yes, I do.

Teacher : Do you speak Maithili?

Salman : Yes, I do.



## Read the sentences.

- a. Raju likes to **watch** cartoons.
- b. The students **change** clothes after school.
- c. Atul and Srijal go to school **together**.
- d. Nisha has a **problem**.
- e. The teacher **checks** the homework.
- f. Jeeban and Maya **go out** to play.

Now, match the word meaning.

Column A

Column B

a. watch

i. question

b. together

ii. look at

c. problem

iii. complete

d. finish

iv. with another person





Read and answer.

## Homework

Riyana and Aryan are friends. They go to school together. They come back home together. Riyana likes reading. Aryan likes maths. They have a lot of homework. "Wow!"



says Aryan. "I have five maths problems to do." "Oh no!" says Riyana. I have eight maths problems to do."

Riyana works on each problem. Aryan checks her answers. He helps her to do maths problems. "Good job!" says Aryan. Riyana helps Aryan with his reading homework. She helps him read new words. "Good job!" says Riyana.

"I have finished my homework." says Riyana. "Now, we can go outside and play," says Aryan. "Ok!" says Riyana.

True (✓) or False (×)? Put a tick (✓) or a cross (×).

a. Riyana and Aryan go home together.

b. They have equal number of maths problem.



- c. Riyana helps Aryan to do maths problems.
- d. They help each other to finish the homework.
- e. They go outside to play.

[illegible]

## Lesson 16

## Durbar High School



Look at the pictures, discuss and read.



Rohan is a grade two student.



His school is very big.



The school has a computer lab.



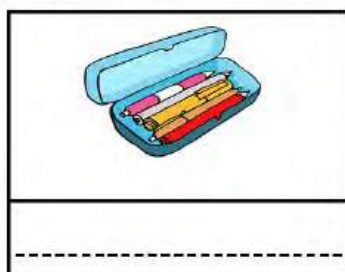

The school library has a lot of books.

Talk to your friends about your school.





What are they? Listen to your teacher and write.



Make a sentence of each word/phrase orally.



Listen and say.

Here is a table.

There is a ball under it.

There are four chairs.

There is a pen on the notebook.



The notebook is on the table.

There is a pencil box on the table.

The pencils are in the pencil box.

Now, talk to your friends about the objects in your classroom.





## Durbar High School



Durbar High School was the first school in Nepal. The school lies in Kathmandu. It is near Bhotahity Chok, just opposite to Rani Pokhari. Bir Hospital is to the south. Ghantaghar and Tri-Chandra College are to the east. Jamal Nachghar is to the north.

The school has a big building. The building has four storeys. It has forty five rooms. The school has a computer lab and a library. There is also a drawing room and a big hall in the school. The school now looks very beautiful.

### Fill in the blanks.

- Durbar High School has four \_\_\_\_\_.
- It has \_\_\_\_\_ rooms.
- Bir Hospital is to the \_\_\_\_\_ of the school.
- \_\_\_\_\_ are to the east.



Draw a picture of your school and write about it.

A large, empty rectangular box with a black border, intended for drawing a picture of the student's school.

The name of my school is

Three horizontal lines for writing, consisting of a top red line, a middle black line, and a bottom red line.A series of horizontal lines for writing, each set consisting of a top red line, a middle black line, and a bottom red line, providing space for the student to describe their school.



Look at the pictures and say what they are.



Now, listen to your teacher and match the rhyming words.

Group A

hat

bed

car

den

hot

hall

Group B

far


pot

ball

hen

red

rat







## Listen and act.

Teacher : Where is the whiteboard?

Students : It is at the front.

Teacher : Where is the duster?

Students : It is on the table.

Teacher : Where is the book?


Students : It is in the bag.

Teacher : Where is the chair?

Students : It is on the floor.

Teacher : Where is the clock?

Students : It is on the wall.



## Match and say.

spend

not able to remember

leave

passage

celebrate

pass time

hallway

go away

forget

have a party

Now, choose the correct words and fill in the gaps.

spends   leaves   celebrates   hallway   forgets

a. Binita \_\_\_\_\_ five hours in school.

b. She walks to the \_\_\_\_\_ during the break.

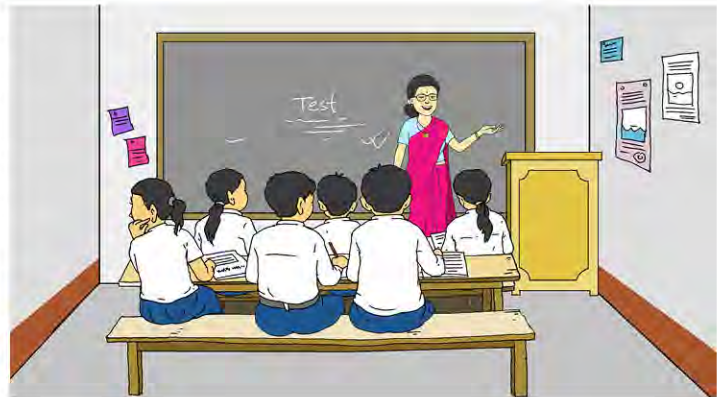
c. She \_\_\_\_\_ her birthday with her friends.



Read and answer.

## Unit Test

Jamuna spent time watching the clock. She didn't even hear what the teacher was saying. She was in the classroom, but her mind was somewhere else.



It was Friday. She was going to celebrate her cousin's birthday that night.



Finally, the bell rang. She jumped up and ran to the hallway. "Jamuna," she heard her teacher call. "Don't forget about.....," but she didn't care. She went out.

On Sunday, she was back to school. "Oh, no, we have a unit test," she just knew. The teacher gave the test. She could answer only a few questions.



Write short answers.

a. Was Jamuna interested in the lesson?

---

---

---

b. When was her cousin's birthday?

---

---

---

c. What did she do after the bell rang?

---

---

---

d. How was Jamuna's unit test?

---

---

---



Read the schedule and complete.

Saraswati Basic School  
Unit Test Schedule

Day	Subject
Sunday	My English
Monday	My Nepali
Tuesday	My Maths
Wednesday	Our Surroundings

There was a unit test last week. \_\_\_\_\_ was on Sunday.

My Nepali was on \_\_\_\_\_. It was \_\_\_\_\_ on the

third day. \_\_\_\_\_ was the last subject on Wednesday.





Listen and sing.

June comes and back to school,  
Go all the boys and girls,  
With paper, pencils, pretty books,  
Singing like many birds.  
It's fun to read,  
It's fun to write,  
It's fun to count,  
It's fun to draw and spell.  
We learn to sing,  
We learn to act,  
We learn to dance,  
And play and pray as well.



What do you do at school? Tell your friends.



Look at the pictures and read.




Roma is a well dressed girl. Amar counts pencils.



People pray to God.



Assembly starts at 10:00 am.



It is a break time.



The students eat tiffin.

Now, match the words with their meanings.

Column A

assembly

break

pray

snacks


Column B

speak to God

a small meal

first activity at school

a pause in work or activity



Listen and act.



Shut your eyes.

Open your book.

Put your hands up.

Hold your pencil.







Read and answer.

## Shree Saraswati Basic School

Class: Two

Timetable

Period Day	Assembly 10:00-10:15	First 10:15-11:15	Second 11:15 – 12:15	Third 12:30 – 1:30	Fourth 2:00 – 3:00	Fifth 3:00 – 4:00
Sun		Nepali	English	Maths	Our Surrounding	Local Subject
Mon		Nepali	English	Our Surrounding	Our Surrounding	Local Subject
Tue		Nepali	Maths	Local Subject	Our Surrounding	Our Surrounding
Wed		Nepali	English	Maths	Our Surrounding	Our Surrounding
Thu		Nepali	Our Surrounding	Local Subject	Maths	Our Surrounding
Fri		English	Maths	Local Subject	Co-curricular Activity	Co-curricular Activity
Short Break – 15 minutes			Snack Break – 30 minutes			

Write short answers.

a. When does the assembly start?

---



---



---

b. What subject is in the second period on Monday?

---



---



---



c. How long is the snack break?

---

---

---

d. What subject is taught in the last period on Wednesday?

---

---

---

e. What time does the school end?

---

---

---



Answer the questions to write a short paragraph.

a. When does your school start?

b. Which subjects do you study everyday?

c. Which subject do you like the most?

d. What do you do during the break?

e. What time does your school end?

My school starts at

---

---

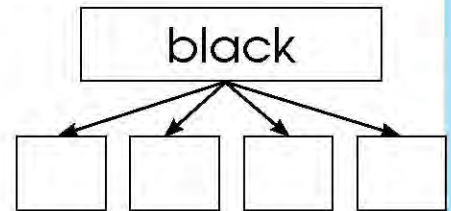
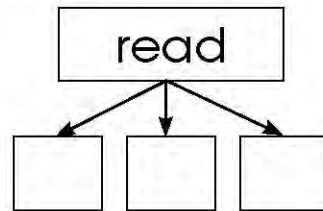
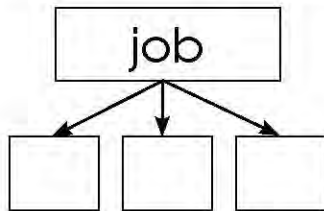
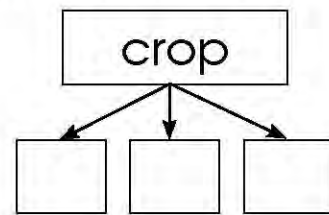
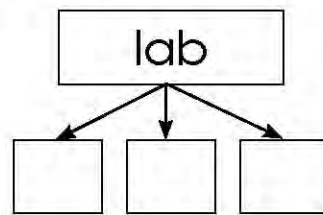
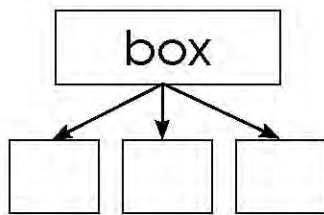
---

This image shows a blank sheet of white paper with horizontal ruling lines. The lines are black, except for one red line in each set of three. There are four sets of these three-line groups on the page.



## Assessment 3

1. Listen to the teacher and break the words into sounds.



2. Listen to your teacher and match.

a. Rani Pokhari

i. north

b. Bir Hospital

ii. opposite

c. Tri-Chandra College

iii. south

d. Jamal Naach Ghar

iv. east

3. What is happening in the classroom? Say at least three sentences.

4. Listen to your teacher and repeat.

June comes and back to school,

Go all the boys and girls,

With paper, pencils, pretty books,

Singing like many birds.

It's fun to read,

It's fun to write,

It's fun to count,

It's fun to draw and spell.

We learn to sing,  
We learn to act,  
We learn to dance,  
And play and pray as well.

5. Read and complete.

Sony's class had a class festival today. It was a lot of fun. She won two prizes. She won a blue balloon and a toy car. She had a great time with her friends. First, she played a few games. Then she ate popcorn. Sony went home. She told her parents about her fun day.

- a. She won a blue balloon and a .....
- b. She enjoyed the time with her .....
- c. She ate .....
- d. She told her ..... about her class festival.

6. Describe the picture in five sentences.



---

---

---

---

---

---

---

---

---

---

---

---

---

---

---

---

---

---



---

---





# Our Environment





Look at the pictures and read.

This is my house. It's beautiful.



Inside the house, there are:



living room



bedroom



kitchen



dining room



bathroom

They all are clean and tidy.

Now, talk to your friends about different rooms of your house.





Listen to the teacher and complete the sentences.

a. We keep the TV in the \_\_\_\_\_.



b. We sleep at night in the \_\_\_\_\_.



c. We cook food in the \_\_\_\_\_.



d. We eat food in the \_\_\_\_\_.



e. We take a bath in the \_\_\_\_\_.



Look at the pictures and say what they are doing.



Reena/clean the room.



Subash/wash his hands.



The man/cook rice.



Nitu and Binaya/dance.





## Ask and answer.

a. Sita



(write) A: What is Sita doing?

B: Sita is writing.

b. Rupsa and Anil



(draw)

c. Ramesh



(cycle)

d. My brother



(sit on a chair)

Look outside the classroom and talk about what is happening around.



## Read and answer.

### What do you see in the picture?

I live in a house in a village.  
It is big and old. The house is  
made of wood.

There is a living room, a  
kitchen, a dining room and a  
bathroom downstairs. There  
are four bedrooms upstairs.

My room is small. In my room, there is a bed in a corner near



the window. There are two pillows and a blanket. There is a clock on the wall. There is a book rack. There are many books in the rack. There is a chair and a table. I study there. There are three windows.



There is a cupboard. I put my clothes there. It is a quiet place. I like to live in my room.

Tick (✓) the correct answers.

a. Where is the house?

- i. in the village      ii. in the town      iii. in the city

b. How many bedrooms are there in the house?

- i. two      ii. three      iii. four

c. The books are .....

- i. on the table      ii. in the rack      iii. on the chair

d. There are three .....

- i. chairs      ii. windows      iii. cupboards

e. Which object is not in the room?

- i. table      ii. desk      iii. bed





What are they doing? Look at the picture and write.



This is Ruby's family. They are now in the sitting room.

1 Ruby

2 Ruby's mother

3 Ruby's father

4 Ruby's sister, Anusha

5 Ruby's brother, Anish

6 Ruby's uncle



Make a poster!

Collect the pictures of different houses. Prepare a poster by sticking them on a chart paper. Hang it in the classroom.





Listen to your teacher and point to the correct picture.

rose

marigold

sunflower

lotus

rhododendron



Can you name all the flowers in the picture below?



What is your favourite flower and why? Talk to your friends.



Say.



rose



roses



fan



fans



radio



radios

What do you say if there are more than one of:

a. tree

b. basket

c. bird

d. flower

e. book

f. house

Now, fill in the blanks with the correct forms.

a. Ramesh has five \_\_\_\_\_ in his pocket. (coin/coins)

b. Rojina has one \_\_\_\_\_. (apple/apples)

c. I have ten \_\_\_\_\_ in my basket. (flowers/flower)

d. Dipti has many \_\_\_\_\_ in her box. (toy/toys)

e. We have four \_\_\_\_\_. (book/books)





Read and answer.

- Where are they?
- What are they talking about?

## Ruby's garden

Ruby's teacher, Mr. Thapa, is in her garden. "Come and see my flowers," says Ruby. There are many flowers, fruits and vegetables. Small birds and bees fly around.



"What a beautiful garden!" Mr. Thapa says.

Ruby smiles and say, "Here are some small fruit trees to plant. I will plant them in my garden," says Ruby.

Ruby gives some flowers to her teacher.

"Thank you, Ruby," says Mr. Thapa.

Ruby's father helps her plant the trees. They dig the land. They make holes and plant the seeds. Ruby waters the seeds.

Write short answers.

- Who is Mr. Thapa?

---

---

---



b. How does Mr. Thapa feel when he is in the garden?

---

---

---

c. What does Ruby give Mr. Thapa?

---

---

---

d. Why do they make holes?

---

---

---

e. How do you take care of plants in your garden?

---

---

---



What things are there in your garden? Write a few sentences.

---

---

---

---

---

---

---

---

---

---

---

---

---

---

---

---



Do it yourself!

Collect as many flowers as possible. Stick them on chart paper with their names below the pictures. Hang or paste the chart paper in the classroom.


## Lesson 21

## My Village



Listen and sing.

**I am the river**



I am the river flowing

I am the desert dry

I am the four winds blowing

I am the sunset sky.

I am the forest breathing

I am the ocean wide

I am the storm cloud gathering

I am the mountain high.

I am the earth

I am the earth

I am the earth

I am the earth.



*Glyn Lehmann*



Say these words.



\_\_\_\_\_



\_\_\_\_\_




\_\_\_\_\_



\_\_\_\_\_



\_\_\_\_\_



\_\_\_\_\_



flowing  
blowing

dry  
sky

breathing  
gathering

wide  
high





What are they? Listen to your teacher and write.



Observe the picture below and describe what you see. You can start with: 'I can see...' or 'There is/are....'

river	forest	mountain	houses	temple	park
-------	--------	----------	--------	--------	------

This is my village. There is a river in my village. ....



Kathmandu  
25 August, 2019

Dear Sanu,

Thank you very much for your letter. I am very happy to write about my village in this letter. The name of my village is Nepaltar. It is in Udayapurgadi Rural Municipality. There is a small market in Nepaltar. There are some shops and hotels.

There is a bus park. We can take a bus to go to other places. There are two rivers. We can see mountains from my village. It is a beautiful place. I love my village very much. Please write to me about your village next time.

Bye  
Roshan

Fill in the blanks.

a. The letter was written on \_\_\_\_\_.

b. Roshan writes this letter to \_\_\_\_\_.

c. Roshan is in \_\_\_\_\_ now.

d. Roshan loves his \_\_\_\_\_ much.

e. I am very happy to write my first letter to you. \_\_\_\_\_.



Complete this letter to your friend.

Introduce  
yourself

Dear \_\_\_\_\_,

My name is \_\_\_\_\_

Describe your  
village

The name of my village is \_\_\_\_\_

\_\_\_\_\_

\_\_\_\_\_

\_\_\_\_\_

\_\_\_\_\_

\_\_\_\_\_

Please write to me soon about your school.



sun  
It's sunny.



cloud  
It's cloudy.



rain  
It's rainy.



snow  
It's snowy.



wind



fog



It's windy.

It's foggy.

a. Which weather do you like? Why?

b. Look outside your room and talk about the weather.



Discuss and

It is rainy in Kathmandu.



### Weather Report (Phagun 15)

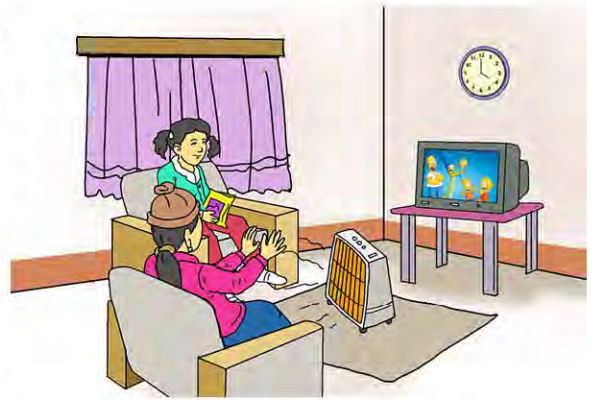
Kathmandu		
Lukla		<hr/> <hr/> <hr/>
Chitwan		<hr/> <hr/> <hr/>
Biratnagar		<hr/> <hr/> <hr/>
Pokhara		<hr/> <hr/> <hr/>
Jomsom		<hr/> <hr/> <hr/>



Roshika and Reetu are friends. They are in Reetu's house today. It is very cold outside. They are watching television and

talking. "I don't like winter," says Roshika. "It is very cold!" Reetu says, "I like summer because it is sunny and hot. I can play outside with my friend."

The weather changes all year



around. Sometimes it is hot and sometimes it is cold. Both do not like rainy days. They can not go outside on rainy days. They like warm days. The weather is very nice and pleasant. They like to play games on a clear day. It is beautiful.

True (✓) or False (×)? Put a tick (✓) or a cross (×).

a. Roshika and Reetu are in the house because of cold weather. ☐

b. Reetu likes winter. ☐

c. Both of them love rainy days. ☐

d. Warm days are good to play games outside. ☐



Rewrite the following sentences. Use the words below.

cloudy rainy windy snowy chilly

The sun is shining.

It's sunny.

It is raining.

---

---

---

There is cloud in the sky.

---

---

---

The snow is falling.

---

---

---

The wind is blowing.

---

---

---

## Lesson 23

## Keeping Clean



Listen and sing.

After

After my bath  
I try, try, try  
to wipe myself  
till I'm dry, dry, dry.

Hands to wipe  
and fingers and toes  
and two wet legs  
and a shiny nose.

Just think how much  
less time I'd take  
if I were a dog  
and could shake, shake, shake.



Aileen Fisher



Now, talk to your friends.

a. Do you like to bathe? Why?


b. Where do you bathe?

c. Can you bathe yourself?

Listen to your teacher.

wash brush sweep bathe

clean dry towel



Ask and answer.

Do you wash your clothes?

Yes, I do.

Do you sweep your house?

No, I don't.

Now, talk to your friends. Use these words.

wash/face

cut/nails

brush/teeth

clean/room

throw/paper

polish/shoes



Read and answer.

## Clean School

The name of our school is Shree Janata Basic School. It is small but very beautiful. It has got a playground and a garden with



flowers and trees. They are always tidy and clean.

All the students are responsible for cleaning one part of the school. Child club decides this. They put garbage in a big dustbin. The students do this before the class starts. They also tell other students to put their waste paper in the dustbin. In the beginning, some students were not very

helpful. But now, they are very helpful. No students throw paper on the floor. They also do not write on walls and desks. All the classrooms are now neat and clean.

Tick (✓) the right boxes.

What do the students do?

☐ collect the garbage.

☐ write on walls.

☐ give advice to other pupils.

☐ put the waste in the dustbin.

☐ write on the desk.

Write short answers.

a. Why is the school clean and tidy?

---

---

---

b. When do the students clean the school?

---

---

---

c. Were all the students helpful in the beginning?

---

---

---

d. How do you keep your school clean?

---

---

---





Look at the bubbles and complete your paragraph.



I keep my body and house clean. To keep my body clean, I \_\_\_\_\_

I keep my house clean. I \_\_\_\_\_




Ask and answer.

How many birds are there?



There are fifteen birds.



How many balls are there?



There are ten balls.



How many bicycles are there?



There are four bicycles.



How many padlocks are there?



There are twelve padlocks.



Go outside the classroom. Talk to your friends about the objects you see. Use 'how many...?'



Read the numbers.

20  
twenty

21  
twenty one

22  
twenty two

23  
twenty three

24  
twenty four

25  
twenty five

26  
twenty six

27  
twenty seven

28  
twenty eight

29  
twenty nine

30  
thirty

40  
forty

Now, learn to say the numbers from 30 to 50.



Listen to your teacher and write the number names.

46

-----

34

-----

49

-----

40

-----

44

-----

33

-----

38

-----





## Read and answer.

Where are they going?

Raju : Hello, Nima. How are you?

Nima : Hi, Raju. I'm fine. Thank you.

Raju : Your bag is so big. How many books do you have?

Nima : I have ten books. I also carry my brother's books.

Raju : How many brothers do you have?

Nima : I have one brother. He studies in nursery.

Raju : How many sisters do you have?

Nima : I have two sisters. How many sisters do you have?

Raju : I have only one sister.



## Write short answers.

a. Why is Nima's bag so big?

---

---

---

b. How many brothers does Nima have?

---

---

---

c. Who has two sisters?

---

---

---

d. Are Raju and Nima brother and sister?

---

---

---



Rewrite the paragraph. Change the numbers into word form.

Rupa went to a shop with her mother to buy a gift for her father. Her father is 27 years old. She bought a watch for him. After that, she went to a grocery shop. She bought 40 chocolates. It costs 30 rupees for one piece. They bought 45 balloons, 50 strawberries and 47 party hats.

[illegible]

Write the numbers.

- a. Thirty seven      d. Forty eight
- b. Forty three      e. Twenty nine
- c. Twenty one



## Assessment 4

1. Listen to your teacher and point to the correct words.

village

marigold

mountain

snowy

summer

forty

clean

dustbin

pleasant

2. Listen to your teacher and answer the questions.

a. Where are Roshika and Reetu?

---

---

---

b. What are they watching?

---

---

---

c. What season does Reetu like?

---

---

---

3. Go out of the class. Ask and answer questions about different things and their location. Work in pairs.

4. Listen to your teacher and sing the song.

After my bath

I try, try, try

to wipe myself

till I'm dry, dry, dry.

Hands to wipe

and fingers and toes

and two wet legs



and a shiny nose.  
Just think how much  
less time I'd take  
if I were a dog  
and could shake, shake, shake.

5. Read the text and answer the questions.

Ruby's teacher, Mr. Thapa, is in her garden. "Come and see my flowers," says Ruby. There are many flowers, fruits and vegetables. Small birds and bees fly around. "What a beautiful garden!" Mr. Thapa says.

- a. What are there in the garden?

---

---

---

- b. Who says 'What a beautiful garden!'?

---

---

---

6. Write a description of the picture.



---

---

---

---

---

---

---

---

---

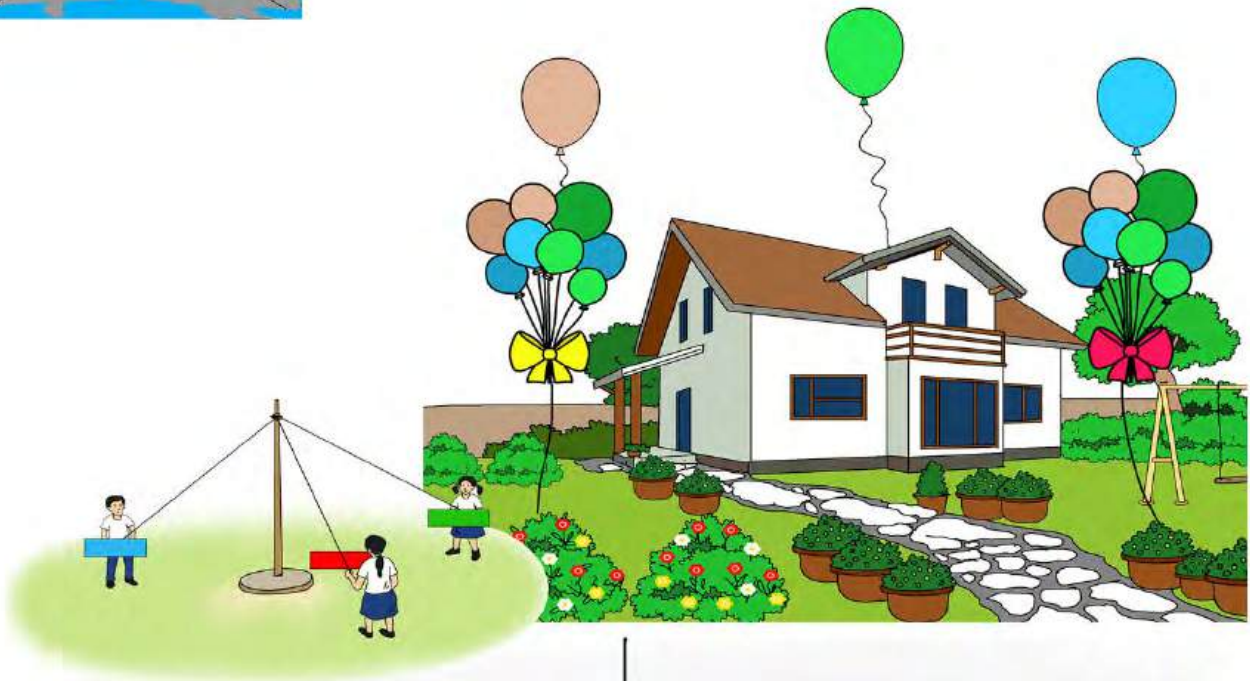
---

---

---




# My Belongings









What are these? Talk to your friends.




Now, listen to your teacher and write the words.

a. I have a \_\_\_\_\_ 

b. I have two \_\_\_\_\_ 

c. Rita has a \_\_\_\_\_ 

d. We have \_\_\_\_\_  in the \_\_\_\_\_ 

e. I have a \_\_\_\_\_ 





## Ask and answer.

Do you have  
a pen?



Yes, I do. I have  
two pens.



Do you have  
a watch?



No, I don't. I don't  
have any watch.



Now, have a similar conversation.



umbrella



hat



ball



camera



handkerchief



watch



pen



bag



ruler



toy

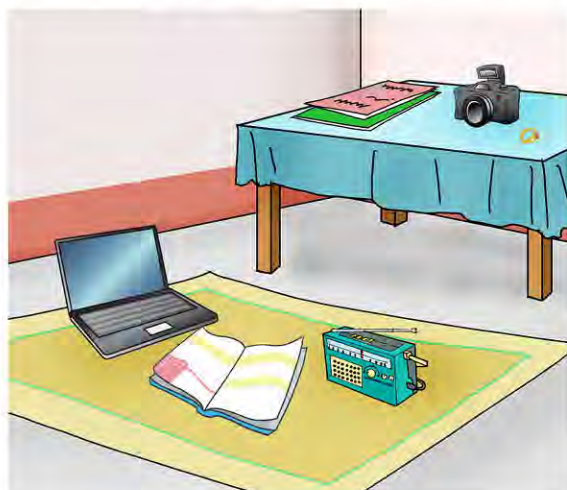



video game



## Read and answer.

Ajaya and Bishnu are friends. They live in the same village. They study in the same school. Now, they are talking about the things they have. Ajaya says, "I have many things. I have a video game. I have five pencils, four sharpeners and six exercise books. I carry them in my bag. I have a new watch. I wear sun glasses when I go outside. I have a bicycle."



"What other things do you have with you, Bishnu?" Ajaya asks. Bishnu says, "I have a camera. I take photos. I have a storybook. I have a laptop. I can type on it. I also play games on my laptop. I have a ring. I have a radio. I listen to songs."

Both Ajaya and Bishnu are happy with the things they have.

Write 'True' or 'False'.

- a. Ajaya and Bishnu live in a town.
- b. They go to the same school.
- c. Ajaya has a video game.

d. Bishnu can type on computer.

e. Ajaya plays games on his laptop.



Ask two of your friends. List down five things they have.

Name: \_\_\_\_\_

a. \_\_\_\_\_

b. \_\_\_\_\_

c. \_\_\_\_\_

d. \_\_\_\_\_

e. \_\_\_\_\_

Name: \_\_\_\_\_

a. \_\_\_\_\_

b. \_\_\_\_\_

c. \_\_\_\_\_

d. \_\_\_\_\_

e. \_\_\_\_\_

Now, write about what you have.

I am \_\_\_\_\_ I have many things with me.

I have \_\_\_\_\_

\_\_\_\_\_

\_\_\_\_\_

\_\_\_\_\_

\_\_\_\_\_

\_\_\_\_\_

\_\_\_\_\_

\_\_\_\_\_

\_\_\_\_\_

\_\_\_\_\_

\_\_\_\_\_

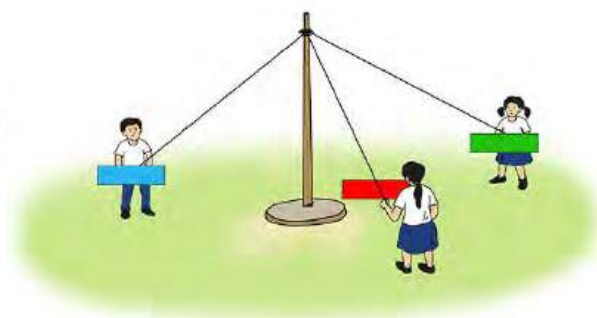




Listen and sing.







## Maypole

Blue, red and green.  
 Pretty ribbons can be seen.  
 The ribbons hang from the top.  
 We hold them and hop.  
 Hop, hop, hop,  
 Hop, hop, hop,  
 Hop around the Maypole, hop.



Now, listen to your teacher and write words under the correct pictures.

green   red   yellow   blue   pink   white   orange





## Ask and answer.

What colour is...?



The umbrella is red.



The mobile is black.



The dress is green.



The doll is pink.



Now, talk about the following objects and their colour.

jug



laptop



key ring



ink




doll



eraser



ribbon



## Read and answer.

What are the people in the picture doing?

It's March 24<sup>th</sup>. Laxmi's family members are very busy today. There are many children in the living room. They are Laxmi's friends and cousins. Everyone is happy. They have put blue, green and brown balloons in the







house. There are ribbons of many colours in the room and outside the house. There are many white, yellow and red flowers, too.

It's five o'clock now. Everyone is around the dining table. There is a big cake in the middle with six pink candles. Laxmi's father stops the music and lights the candles. Everyone sings, "Happy birthday to you, Laxmi". Then, she blows out the candles. Laxmi's mother and her friends take some photos. Laxmi is very happy because she's got many presents.

**Write short answers.**

a. When is Laxmi's birthday?

---



---



---

b. How old is Laxmi?

---



---



---

c. What time did they celebrate the birthday?

---



---



---

d. What song did they sing?

---



---



---

e. Write the colours of the following objects.

Objects	Colours
candles	







Listen and point to the correct pictures.



socks



shoes



shirt



trousers



sandals



cap



scarf



topi



coat



skirt



T-shirt



pants



gloves



tie



boots



belt



## Ask and answer.



What is the boy wearing?

What colour is it?



The boy is wearing a jacket.

It is black.

Make similar conversations with your friends.



Ahmad/hat/black



Sarita/skirt/red



Raju/shirt/white



Dolma/jacket/blue



Deepak/coat/pink



Nita/gloves/black

Now, talk to a friend about what your friends and teachers are wearing?





## Read and answer.

Ruby : Hello?

Shyam : Hi, Ruby! Are you busy? What are you doing now?

Ruby : Hi ! yes, I am going to Nita's birthday party. Are you also coming?

Shyam : Yes. I am also coming.  
What are you wearing for the party by the way?

Ruby : I am wearing the party frock.


Shyam : What's the colour, Ruby?

Ruby : It's blue. I like it. What do you wear for the party?

Shyam : I am wearing a T-shirt and jeans.

Ruby : Ok, Shyam. See you at the party.

Shyam : See you. Bye!



## Write short answers.

a. Where are Ruby and Shyam going?

---

---

---

b. What is Ruby wearing for the party?

---

---

---

c. What colour does Ruby like?

---

---

---

d. Who is wearing jeans?

---

---

---



What are Anil's family members wearing? Write a few sentences.



This is Anil's family. Anil is wearing a T-shirt. It is yellow.

[illegible]



## Assessment 5

1. Listen to your teacher and point to the words.

storybook

handkerchief

camera

balloons

scarf

yellow

2. Listen to your teacher and complete the sentences.

a. Everyone is standing ..... the dining table.

b. There are ..... candles in the middle of the cake.

c. It was Laxmi's .....

3. Listen to your teacher and follow his/her instructions.

4. Work in pairs. Take turns to ask and answer questions about what you have. Ask and answer at least five questions.

5. Listen to your teacher and sing the song.

Blue, red and green.

Pretty ribbons can be seen.

The ribbons hang from the top.

We hold them and hop.

Hop, hop, hop,

Hop, hop, hop,

Hop around the Maypole, hop.

6. Read the text aloud.

Ajaya and Bishnu are friends. They live in the same village. They study in the same school. Now, they are talking about the things they have. Ajaya says, "I have many things. I have a video game. I have five pencils, four sharpeners



and six exercise books. I carry them in my bag. I have a new watch. I wear sun glasses when I go outside. I have a bicycle."

"What other things do you have with you, Bishnu?" Ajaya asks. Bishnu says, "I have a camera. I take photos. I have a storybook. I have a laptop. I can type on it. I also play games on my laptop. I have a ring. I have a radio. I listen to songs."

Both Ajaya and Bishnu are happy with the things they have.

Now, match the words with their meanings.

- |            |  |
|------------|--|
| a. village | i. a small computer                          |
| b. carry   | ii. small town                               |
| c. wear    | iii. not sad                                 |
| d. laptop  | iv. take something from one place to another |
| e. happy   | iii. put on                                  |

7. Write as many words as possible. Using the letters from the word: **belonging**

eg. **going**

## Theme 6

# Our Culture







Look at the pictures, read and discuss.



Kamal and Ratna fly kites at Dashain.



They also play swings.



They go for shopping.



They receive Tika and Jamara from elders.

What other festivals do you celebrate? Talk to your friends.





Look at the pictures and say who they are.

priest

pundit

nun

monk



Listen and act.

Hi! What's your favourite festival?

And what do you do at Lhosar?

Hello Sunita! I like Lhosar the most.

We sing and dance.





Read and answer.



Mr. Lama is alone at home. It is Lhosar. His children are away. He is very sad. He does not have anything to cook. But he wants to cook a special meal for Lhosar.

Mr. Lama sits on a mat. He closes his eyes. He falls asleep. He dreams of his children. His children are around him. They are cooking delicious food. They are also singing and dancing. He is very happy.

After sometime, Mr. Lama opens his eyes. But there are no children. He becomes sad again.

Write short answers.

a. Does Mr. Lama live with his children?

---

---

---

---

b. What does he want to cook?

---

---

---

---

c. What does Mr. Lama dream of?

---

---

---

---

d. Why is Mr. Lama sad?

---

---

---

---



How do you celebrate your favourite festival? Write in about five sentences.

\_\_\_\_\_ is my favourite festival.

[illegible]





Look at the pictures, discuss and read.



It is the Children's Day today.



Children do different things.



They also play different games.



They enjoy the day a lot.

What do you do on the Children's Day? Tell your friends.



Say what the children are doing.

dancing

performing  
a drama

writing

painting




They are performing a drama.



-----



-----



-----



Ask and answer.

What did you  
do on the  
children's day?



I sang and  
danced.



I ate  
chocolates.



I played  
games. I won  
many prizes.







## Read and answer.

It was Children's Day yesterday. It was already nine and Deepu was ready for school.

He was very happy to go to school. He was taking part in different events.

The school assembly began at ten. The headteacher wished 'Happy Children's Day' to all the children. Different events took place after the assembly.

Deepu sang a song. Everyone praised him. He also performed a dance with his friends. His group won the dance competition.

Deepu also played different games. He got a lot of prizes. The teachers distributed chocolates to the children. Deepu enjoyed the chocolates and went back home.



### Write short answers.

a. At what time was Deepu ready for school?

At 9 o'clock.

b. Why did the head teacher say 'Happy Children's Day'?

---

---

---



c. Did Deepu perform the dance alone?

d. What did Deepu get?

e. What did the teachers give the children?



Write the plurals from the text.

Example: child - children

a. friend - \_\_\_\_\_

b. game - \_\_\_\_\_

c. prize - \_\_\_\_\_

d. teacher - \_\_\_\_\_

e. chocolate - \_\_\_\_\_



What did you do on the last Children's Day? Write.



Talk about the calendar.

<i>Baishakh</i> <small>माघ/मास</small>						
SUN	MON	TUE	WED	THU	FRI	SAT
1	2	3	4	5	6	7
8	9	10	11	12	13	14
15	16	17	18	19	20	21
22	23	24	25	26	27	28
29	30	31				



Listen and sing.

 January	January, February March and April May, June July and August September, October November and December There are twelve months In a year.	 February
--	--	---



Discuss and write the months in the correct order.



May



February



September

1.

2.

3.

4.

5.

6.



July



March



October



November



December



August



June



January



April

7.

8.

9.

10.

11.

12.



Learn the Nepali months.

Baishakh

Jeth

Asar

Saun

Bhadau

Asoj

Kattik

Mangsir

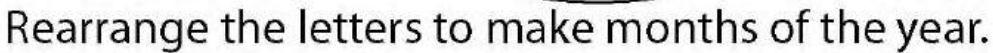
Push

Magh

Phagun

Chait





- [illegible]



We do different things to celebrate the new year. The



shops and streets are decorated. We exchange greetings with each other. We say, "Happy New Year." We also give gifts to our friends and relatives.

People gather in the streets. They sing and dance. They make a loud noise when the clock strikes twelve at midnight. We can also see fireworks in the sky.

People enjoy delicious meals. People have parties. Some people go to the cinema. Some of them go to visit different places.

### Write short answers.

a. When does new year begin?

On January 1<sup>st</sup>.

b. What do we exchange?

---

---

---

c. Where do people gather?

---

---

---

d. When do people make noise?

---

---

---

e. What does the word 'gifts' mean?

---

---

---


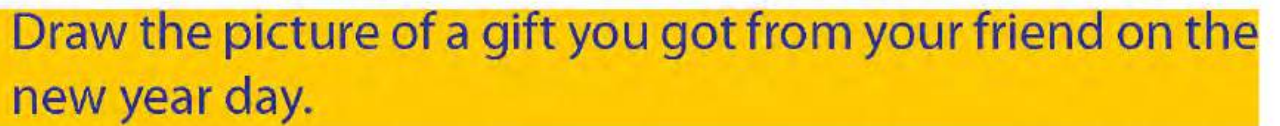
f. Write one thing that you do on the new year day.

---

---

---



[illegible]





## Assessment 6

1. Listen to your teacher and write the sentences.

a.

---

---

---

b.

---

---

---

c.

---

---

---

2. Listen to your teacher and put the following sentences in the correct order. Write 1 to 5 in the boxes.

a. He wants to cook a special meal.

b. He falls asleep.

c. Mr. Lama is at home.

d. He is very happy.

e. He dreams of his children.

3. What is your favourite festival? Talk to your friends. Say at least five sentences.

4. Read the following words.

Lhosar	delicious	assembly	events
celebrate	exchange	greetings	fireworks

5. Read and answer.

I'm Tina. Today is my birthday. I am eight years old today. My family is giving me a big birthday party. All of my friends will be there. We will eat cake and ice-cream. We will sing and play games. I hope to get many presents. My grandmother is giving me a new bike. The party starts at two o'clock. I can't wait.

a. How old is Tina today?

---

---

---

b. Who is giving a party?

---

---

---

c. What will they eat?

---

---

---

d. What gift is the grandmother giving?

---

---

---

6. Write the plurals.

singular	plural
teacher	
game	
chocolate	
child	
boy	
car	

7. Re-arrange the following words to make sentences.

a. He/very/was/happy.

---

---

---

b. Deepu/a song/sang.

---

---

---

c. People/the streets/in/gather.

---

---

---





# Communication Technology and Market







Look at the picture, read and discuss.



Junu and her parents have bought many things from the market. They are carrying their bags and going home.

What did they buy? Can you guess? Talk to each other.



Listen and sing.

### The Grocery Shop

We are going to the grocery shop,  
Grocery shop, grocery shop.  
We are going to the grocery shop,  
To get some food to eat.

We'll buy bread and eggs and milk,  
Eggs and milk, eggs and milk.  
We'll buy bread and eggs and milk  
And ice-cream for us to eat.





Find and write the words.

S	O	P	P	S	H	O	E	S	B
U	B	J	E	E	P	P	G	M	A
G	A	H	N	T	L	P	G	N	L
A	N	G	C	A	J	O	S	V	L
R	A	F	I	L	H	I	A	C	O
B	N	D	L	O	F	U	P	X	O
R	A	S	Y	C	D	Q	P	Z	N
E	S	A	U	O	A	Y	L	X	S
A	H	A	T	H	Q	T	E	C	N
D	O	O	U	C	W	R	S	B	B




---

---

---

---

---

---

---

---

---

---



---

---

---

---

---

---

---

---



---

---

---

---

---

---

---

---





## Listen and act.

Suresh : May I help you?

Surekha: I need some pencils. How much do they cost?

Suresh : One pencil costs four rupees. How many do you want?

Surekha: I want one dozen.



## Read and answer.

Hi, I am Isha. I live in Ghale Gaun. Can you guess what I am doing here? I am taking a photo of my money box. It is small. It is full of coins. This is very important for me. It has many coins inside. The coins are of different colours. Some are shiny brown and some are dull brown. I collect them from different places and people. My parents also help me to collect them.



The coins belong to different countries. Most of them belong to European countries. Many tourists come to my village. They also give me some coins. Some of the coins are of Asian countries. Some are old Nepali coins. Do you also like to collect coins?

Write short answers.

a. Where does Isha live?

---

---

---



b. Why is the box important?

---

---

---

---

c. What colour are the coins?

---

---

---

d. Does the box have only Nepali coins?

---

---

---

---

e. Who help Isha to collect the coins?

---

---

---

---



What do you buy from a grocery store? Write.

[illegible]



Talk about the picture.



Now, talk to your friends about these questions.

- a. Do you have a telephone at home?
- b. Who do you call on the telephone?
- c. Who calls you the most?
- d. Who called you last time?
- e. What did you talk about?

These days, we use telephone to talk to others. You can call your friend on the telephone. You can also call the police on the telephone. You can talk on the telephone or on the mobile.



## Listen and act.

Rama : Hello!

Ali : Hi! Can I speak to Rama, please?

Rama : Speaking.

Ali : This is Ali.

Rama : Hi Ali. What's up?

Ali : Bina is sick.

Rama : That's too bad.


Ali : How about going to see her?

Rama : That's a good idea.


Ali : What time shall we meet?

Rama : Let's meet at 1 o'clock?

Ali : Okay, see you then.



## Solve the puzzle.



Across:



Down:







Read and answer.

## Shopping

Gulab, Lina, Dambar and Jiba went shopping last Saturday. They went to a shopping centre in the town. They went to the town by bus. They bought many things. They liked shopping



very much. While they were returning home, Mummy called on Gulab's mobile phone. She asked him, "What did you buy?"

Gulab said, "I bought two cowboy hats, a headphone and some balloons. Luna bought a cup and a teddy bear. Jiba bought a pair of shoes and a doll." They also bought some fruits and vegetables.

Write short answers.

a. Where did the children go last Saturday?

---

---

---

b. How did they go to the town?

---

---

---

c. Who called Gulab on the mobile phone?

---

---

---

d. What did Gulab buy?

---

---

---

e. Who bought a pair of shoes?

---

---

---



Fill in the blanks with 'and' or 'but'.

a. Dambar ..... Luna went shopping.

b. Dambar bought a headphone ..... Luna didn't.

c. I love to watch TV ..... my brother listens to the radio.

d. A mobile is small ..... a computer is big.



Do you use a mobile phone? Arrange the words to make correct sentences.

a. mobile phone/we/to/communicate/use

---

---

---

b. video games/play/we/mobile phone/on

---

---

---

c. everyday/mobile phone/use/we

---

---

---

d. can/you/talk/the/on/mobile phone

---

---

---





Look at the picture and discuss.



People watch television. On the television, they can watch cartoons. They can watch the news. They can watch games. They can also watch films. You can learn new things too.

Now, talk to your friends.

- What do you watch on television?
- Which programme do you like?
- Do you like to watch cartoon shows?
- Why do you like them?







Example: This is a watch.



Now, write the names of the items.

Now, write the names of the items.



## Ask and answer.



What is this?  
This is a computer.



What are these?  
These are computers.





## Read and answer.

This is a small town. There are different shops in the town. You can buy different things there. The shops sell foods, clothes, books and many other things.



You can buy bread and cakes from a bakery. You can buy shoes from a shoe store. Toy shops sell toys. You can buy chocolates from a grocery store. Green groceries sell vegetables and fruits. Clothing stores sell clothes.

Do you go to the market to buy things?

Complete the table.

Shops	Things you can buy
bakery	
toy shops	
shoe store	
grocery	
green grocery	
clothing store	



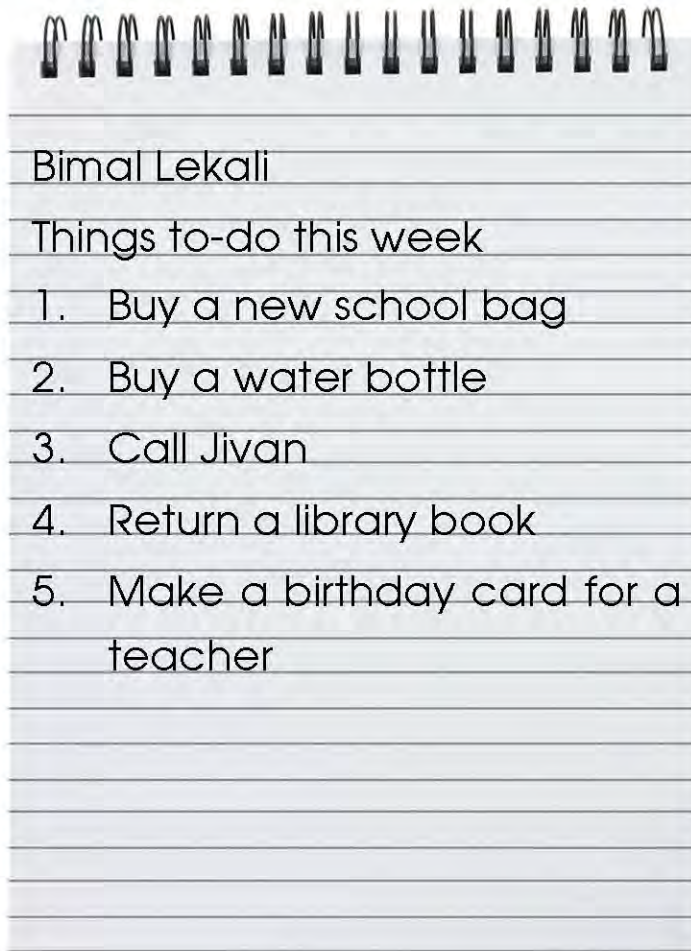
Draw four items you can buy at the shops above.

--	--	--	--





Look at the picture and discuss.



Now, talk to your friends.

- a. Where do you make a to-do list?
- b. Do you use paper or a mobile phone to make a to-do list?
- c. How does this list help you?
- d. Make a to-do list for tomorrow.

[illegible][illegible]





## Listen and act.



Girl : Good morning, uncle.

Shopkeeper : Good morning. How can I help you?

Girl : Can I have a packet of milk?

Shopkeeper : Here you are.

Girl : How much is it?

Shopkeeper : It's 30 rupees.

Girl : Here it is. Thank you.



## Read and answer.

Rima is a grade two student. She goes to the town with her mother. She makes a list of things to buy. The list is her shopping list.





She goes to a shop. She buys some clothes. She buys a pair of shoes and a pair of sandals. She also buys two shirts. She doesn't forget to buy anything she wants. The shopping list works well.

Write short answers.

- a. Where does Rima go?

---

---

---

---

- b. Does she go to market alone?

---

---

---

---

- c. How many shirts does she buy?

---

---

---

---

- d. How does the shopping list help her?

---

---

---

---



What clothes do you have? Write as in the example.

I have a shirt. It is blue.

---

---

---

---

[illegible]



## Assessment 7

1. Listen to your teacher and repeat after her/him.
2. Listen to the teacher and write 'True' or 'False'.
  - a. Rima goes to the town with her father. ☐
  - b. She has a shopping list. ☐
  - c. She buys some chocolates. ☐
3. Say any three uses of a telephone.
4. Say these words.
  - a. don't      b. can't      c. what's      d. that's
  - e. it's      f. isn't      g. aren't      h. doesn't
5. Read the following words.

grocery	coins	brown	European	Asian
shopping	headphone	television	shopkeeper	

6. Read and write 'True' or 'False'.

My mom bought a new mobile phone for my father's birthday. He likes it. The buttons of his mobile are too small. It has a touch screen. My father uses the Internet from this mobile. It has a camera and a music player, too. My father uses it to call his friends and relatives.

- a. Dad got a new phone on his birthday. ☐
- b. The mobile has big buttons. ☐
- c. Father uses the phone for the internet. ☐
- d. Father calls his friends from the mobile. ☐

7. Write five sentences about computer.

a.

b.

c.

d.

e.

8. Unscramble the following words.

a. rdaoi: .....

b. creopumt: .....

c. gyrorec: .....

d. mleio: .....

9. Re-arrange the following words to make sentences.

a. People/parties/have.

b. They/lamps/light.

c. I/mobile phone/a/have.

d. Can/talk/I/Radha/to.



# Fruits and Vegetables





Look at the picture, discuss and read.



Bunny is in the market. He is at a fruit shop. He wants to buy some fruits. He loves apples. He buys three apples. His sister loves mangoes. He also buys two mangoes. He buys some strawberries for his friends. He buys a big jackfruit for his parents. Now his basket is full of fruits. Now, he goes to a vegetable shop.

What do you buy from this type of shop? Tell your friends.









## Listen and act.



Apple is my favourite fruit. It is round and red. It is delicious.



My favourite fruit is grapes. They are small and round in shape.



I like mango. It is yellow in colour. It is juicy and sweet.



My favourite fruit is orange. It is yellow in colour and round in shape.

What is your favourite fruit? Talk to your friends.



## Read and answer.

Once there lived a fox in a forest. One afternoon, he was very hungry. He went here and there to find something to eat. After sometime, he saw some



grapes hanging from vines. The grapes were purple and green. They were soft and juicy. The fox was very happy to see them. "Now, I will eat them." said the fox. He ran






## Lesson 36

## Vegetables at the Market



Look at the picture and talk.



What do you buy from this type of shop? Tell your friends.



Talk about the picture.


- What do you see?
- What vegetables are there?
- What colour are they?







Look at the picture and write their names.



Read and answer.

We grow vegetables in the field. We get vegetables from plants. We can easily grow vegetables in our garden too. Vegetables are the best food for our body. They are of different tastes. Eating vegetables everyday is good for our health. We must eat vegetables. Otherwise, we fall sick and have to visit the doctors.



Fill in the gaps.

- a. Plants give us \_\_\_\_\_.
- b. Vegetables are grown in a \_\_\_\_\_.
- c. Tastes of vegetables are \_\_\_\_\_.
- d. Eating vegetables is good for \_\_\_\_\_.
- e. If you do not eat vegetables, you become \_\_\_\_\_.



What vegetables do you like? Write a short paragraph.

Handwriting practice lines for writing a paragraph.



## Lesson 37

## Buying Fruits and Vegetables



Look at the picture, discuss and read.



Now, Bunny is back home. He keeps apples with him. He gives mangoes to his sister. He gives the rest of the fruits to his father. He gives all the vegetables to his mother. Mother thanks him for bringing all these fruits and vegetables. He is happy now.

Now, talk about this picture.







Make a list of five vegetables and use them in sentences.

a.

---

---

---



---

---

---

b.

---

---

---



---

---

---

c.

---

---

---



---

---

---

d.

---

---

---



---

---

---

e.

---

---

---



---

---

---



Ask and answer as in the example.

Vegetable price		Fruits price	
Potato	Rs. 35 per kg	Apple	Rs. 80 per kg
Brinjal	Rs. 55 per kg	Mango	Rs. 90 per kg
Cabbage	Rs. 40 per kg	Banana	Rs. 60 per dozen
Beans	Rs. 60 per kg	Orange	Rs. 70 per kg
Radish	Rs 30 per kg	Guava	Rs 50 per kg

Q: What is the price of apples?

A: They are 80 rupees per kg.



## Read and answer.

Most fruits have seeds. The seeds often travel to faraway places. If seeds did not travel, too many plants would grow in one place. It would be very crowded! Some seeds travel in the wind. Some seeds travel in the water. Many seeds travel inside fruits.



The fruit is like a suitcase for the seeds. It protects them on their trip. Fruit look beautiful and taste good, so animals and people eat them, and drop the seeds in different places.



Some fruit carry one big seed inside them. The seed is called a pit. Cherry is one of these fruits. Some fruit have many small seeds inside them. An apple is one of these fruits. Some fruits have many many tiny

seeds inside them. A kiwi is one of these fruits. Many berries, such as strawberries and blackberries, carry their seeds on the outside!



I'll bet, you don't know that every time you eat a peach, a cherry, an avocado, a plum, a guava, a grape, an apple, an orange, a pea, a pear, a melon, a banana, or a blueberry, you're really eating a suitcase..... a suitcase for seeds!



Write short answers.

a. Which fruits have many smaller seeds?

---

---

---

b. Why are fruits called a suitcase for seeds?

---

---

---

c. What fruits in the story do you eat? Which do you like the best?


---

---

---



Name the fruit. Write some sentences about the fruit.



---

---

---

---

---


---

---

---

---

---



---

---

---

---

---

---

---

---

---

---





## Assessment 8

1. Look at the picture. Listen to your teacher and point to the correct object.



2. Work in pairs. Take turns to ask and answer questions based on the picture above.
3. Listen to the song and repeat.

I will eat all my vegetables... yum, yum, yum.

I will eat all my vegetables... yum, yum, yum.

I will eat all my vegetables... yum, yum, yum.

Vegetables are good for me!

Carrots, celery, cauliflower,

Vegetables give my body power.

Spinach, beans, broccoli too,

Veggies are great for me and you.

Corn, potatoes, an artichoke.

Veggies are yummy and that's no joke.

Onions, peppers, pumpkins, peas,

May I have more veggies please!

I will eat all my vegetables... yum, yum, yum.

4. Read the letter and answer the questions.

Dear Nisha,

Hi! My name is Nita. I live in a country with my father and two sisters. We have a big garden. We grow different fruits and vegetables there. There are oranges, guavas, cauliflower, cabbage, carrots, cucumber and pumpkins. We sell them in the market. My favourite fruit is orange. Do you have a favourite fruit?

Yours

Nita

- a. Who has written this letter?

---

---

---

- b. What fruits does she have in her garden?

---

---

---

5. Write plural forms of these.

a. apple - apples

b. coconut - .....

c. orange - .....

d. pumpkin - .....

e. jackfruit - .....

f. eggplant - .....

g. banana - .....

h. onion - .....





# Hobbies and Interests







Listen and sing.

What do you like to do?

ride a bike.

watch TV.

draw a picture.

dance.

climb a tree.

speak English.

read a book.

swim.

What do you like to do?



Listen and say.

ride a bike

watch TV

draw a picture

climb a tree

speak English

read a book

swim



dance



\_\_\_\_\_ a bike.

\_\_\_\_\_ TV.

\_\_\_\_\_ a picture.



\_\_\_\_\_ a book.

\_\_\_\_\_ a tree.

\_\_\_\_\_ English.

\_\_\_\_\_



Listen and act.

Neena : What do you like to do in your free time?

Pemba : I like to travel. Tomorrow, I'm going to Pokhara.

Neena : What will you do there?

Pemba : I will visit different places.

Now, talk to your friends.

Q : ..... in your free time?

A : I like to .....

I like indoor activities. When I have some free time, I like reading, watching TV or listening to music. But, my favourite hobby is collecting things. I collect coins. I have 100 coins. (Dinesh, 8)



I prefer outdoor activities. In my free time, I enjoy swimming, cycling or walking. But I really love camping. I go camping with my friends once a month. I love countryside. (Rabina, 7)



A : .....



Complete the table.

Name	Age	Hobbies	Favourite hobby	Type of activity
Dinesh	8	_____	Collecting things	_____
		_____		_____
		_____		_____
		_____		_____







My father	<div></div>	
My mother	<div></div>	
My sister	<div></div>	
My best friend	<div></div>	

## Lesson 39

## We are on a Holiday



have a picnic



write a postcard



take photos



pack a bag

go camping

What do you  
like doing on  
holidays?

I like playing.



play volleyball



have a picnic

write a postcard

take photos

pack a bag

go camping

play volleyball



Ask and answer.

dancing

reading books



Now, talk to your friends.

A : What do you like to do on holidays?

B : I like to read books.

play

dance

sing

work

write





Reena is a grade two student. She enjoys monsoon. In monsoon, she forgets about school. She doesn't have to get up early. She can see her friends any time she wants. She usually spends her holidays with her parents. They go to different places in Nepal. She likes going to Pokhara, Kathmandu and Bhaktapur. Her parents are farmers. They can go on a holiday for a week only. She helps her parents in the field. She likes her mother planting rice in the field. She also plants rice with her mother.

Write short answers.

a. When does Reena have the holiday?

---

---

---

b. Where does she like to go?

---

---

---

c. Do Reena's parents give her time?

---

---

---

d. What does Reena do with her mother?

---

---

---



Find the missing letters, write the words and read loudly.

S \_ \_ \_ ool

---

---

---

Pare \_ \_ \_

---

---

---

P \_ \_ aces

---

---

---

S \_ \_ ends

---

---

---

Differe \_ \_

---

---

---

P \_ \_ ant

---

---

---

Now, make sentences using the words.

a.

---

---

---

b.

---

---

---

c.

---

---

---

d.

---

---

---

e.

---

---

---

f.

---

---

---



What did you do on your last holiday? Draw a picture and write about it.

---

---

---

---

---

---

---

---

Handwriting practice lines (red, black, and blue lines) for writing practice.

## Lesson 40

## Playing Games



Talk about the picture.

Green rectangular area for drawing or writing.





What games do you play? Why? Talk to your friends.



Anil : I'm fine. Let's go out to play football.

Sunita : Sure. Let's go.

Now, ask and answer.

Q : Hi! Sunita. Let's play skipping.

A : No thanks.

play volleyball	Sing a song	play the Madal	draw a picture
--------------------	----------------	-------------------	-------------------



Write correct words under the pictures.

party	children	dance	music
-------	----------	-------	-------

stop	sit down	stand up	winner






## Musical Bumps

We play different games during break hours at school. We enjoy playing games. Yesterday, we played a new game, Musical Bumps. This is how we play this game:



## Assessment 9

1. Listen to your teacher and write the words under the pictures.



---

---

---



---

---

---



---

---

---



---

---

---



---

---

---



---

---

---

2. Work in pairs. Take turns to ask and answer questions about your likes and dislikes.
3. Listen to your teacher and answer the questions.
- a. The speaker likes ..... activities.
- b. She likes listening to .....
- c. She has ..... coins altogether.
4. Read the following sentences aloud.
- a. I prefer outdoor games.
- b. I enjoy camping.
- c. I like singing folk songs.
- d. The children are having a party.

5. Read the following text and answer the questions.

Reena is a grade two student. She enjoys monsoon. In monsoon, she forgets about school. She doesn't have to get up early. She can see her friends any time she wants.



She usually spends her holidays with her parents. They go to different places in Nepal. She likes going to Pokhara, Kathmandu and Bhaktapur. Her parents are farmers. They can go on a holiday for a week only. She helps her parents in the field. She likes her mother planting rice in the field. She also plants rice with her mother.

A. Match the halves to make meaningful sentences.

- |                  |                                |
|------------------|--------------------------------|
| a. Reena studies | i. monsoon season.             |
| b. She likes     | ii. holidays with her parents. |
| c. She spends    | iii. her parents in the field. |
| d. Her parents   | iv. in grade two.              |
| e. She helps     | iii. work on farms.            |

6. Put 'and' or 'but' in the following sentences.

- a. Ann likes to dance ..... Bill likes to dance too.  
b. The TV is on, ..... we're not watching it.  
c. Jan likes music, ..... he can't dance.  
d. I went to the library ..... brought a story book.  
e. I bought a bag ..... a hat.

7. Copy some lines from reading text (lesson 39) below.

[illegible]

# Birds and Animals







Look at the pictures and talk.



Say one thing about each animal and bird. You can talk about its colour, what it eats, what it gives us or where it lives.


Now, talk about the animals you have at your home.





## Listen and sing.

Dog goes woof.  
Cat goes meow.  
Bird goes tweet.  
And mouse goes squeak.  
Cow goes moo.  
Frog goes croak.  
And the elephant goes toot.



## Listen and act.









Ramita : Do animals talk to each other?  
Karuna : I think they talk to each other.  
Ramita : What do they talk about?  
Karuna : They say, "I am hungry."  
Ramita : They also say, "Let's run away, there is a tiger".  
Karuna : But how do they say?  
Ramita : I don't know. They just make sounds.  
Karuna : Yes, they make sounds.





## Act.

Animals make different sounds. What sounds do they make? Read and try to copy them.

Bees hum. 	Cats meow. 
Cows moo. 	Cocks crow. 
Crows caw. 	Dogs bark. 
Goats bleat. 	Pigeons coo. 




## Read and answer.

### Chicken Little

One day while Chicken Little was walking, an acorn fell from a tree, and hit her little head.

"Oh, my, the sky is falling. I must run and tell the lion about it," said Chicken Little





and began to run.

"Where are you going?" - asked the hen.

"Oh, Henny Penny, the sky is falling and I am going to the lion to tell him about it."

"Let me go with you!" said Henny Penny.

So the two ran and ran and they met Ducky Lucky.

"Where are you going?" - asked Ducky Lucky.

"The sky is falling," said Henny Penny. "We are going to the lion to tell him about it."

"May I come with you?" asked Ducky Lucky.

So all three of them ran on and on until they met Foxy Loxy.

"Where are you going?", asked Foxy Loxy.

"The sky is falling and we are going to the lion to tell him about it," says Ducky Lucky.

"Do you know where he lives?" - asked the fox.

"I don't," said Chicken Little.

"I don't," said Henny Penny.

"I don't," said Ducky Lucky.

"I do," said Foxy Loxy. "Come with me and I can show you the way."

He walked on and on and they all came to his den.



"Come right in," said Foxy Loxy.

They all went in, but they never, never came out again.

Write short answers.

- Who did Chicken Little meet first?  
\_\_\_\_\_  
\_\_\_\_\_
- Who did Chicken Little, Henny Penny and Ducky Lucky meet?  
\_\_\_\_\_  
\_\_\_\_\_
- Where did Foxy Loxy take them?  
\_\_\_\_\_  
\_\_\_\_\_
- Why did they never come out of the lion's den?  
\_\_\_\_\_  
\_\_\_\_\_



Retell the story in your own words.



Which animal do you like? Why? Write a short paragraph about it.



Look at the picture. Ask and answer questions.



- What do the cows give us?
- What do the buffaloes give us?
- What do the chickens give us?
- How do the dogs help us?



Read and complete.

Cows and buffaloes give us \_\_\_\_\_.



Chickens give us \_\_\_\_\_.



Dogs protect our \_\_\_\_\_.



Sheep give us \_\_\_\_\_.



Horses carry \_\_\_\_\_.



Listen and act.



Tula : Hello Agam. How are you?

Agam : Hi. I'm fine.

Tula : Is this your dog?

Agam : Yes. His name is Rex.

Tula : He looks very big.

Agam : Yes, he's big but very friendly. Do you have any pets?

Tula : Yes, we have a cat. Her name is Kitty.

Agam : What does she say?

Tula : Meow.





Read and answer.

## The Lion and the Mouse

A lion lay asleep in the forest. Suddenly, a little mouse came upon him and ran across his nose. The lion woke up and caught the little mouse with his paw angrily.



"Spare me!" asked the poor mouse. "Please let me go and someday I will surely help you." The lion laughed that a mouse could ever help him. But he was kind and finally let the mouse go.

Some days later, the lion was walking in the forest. He was caught in the hunter's net. He roared because he could not free himself. The mouse knew the voice and quickly found the lion struggling in the net. The mouse cut the rope and let the lion free.

"You laughed when I said I would repay you," said the mouse. "Now you see that even a mouse can help a lion."

Write short answers.

a. Who woke the lion up?

---

---

---

b. Why did the lion laugh?

---

---

---

---

c. Where was the lion caught?

---

---

---

d. How did the mouse free the lion?

---

---

---

---

e. Why did the mouse help the lion?

---

---

---

---



Retell the story in your own words.



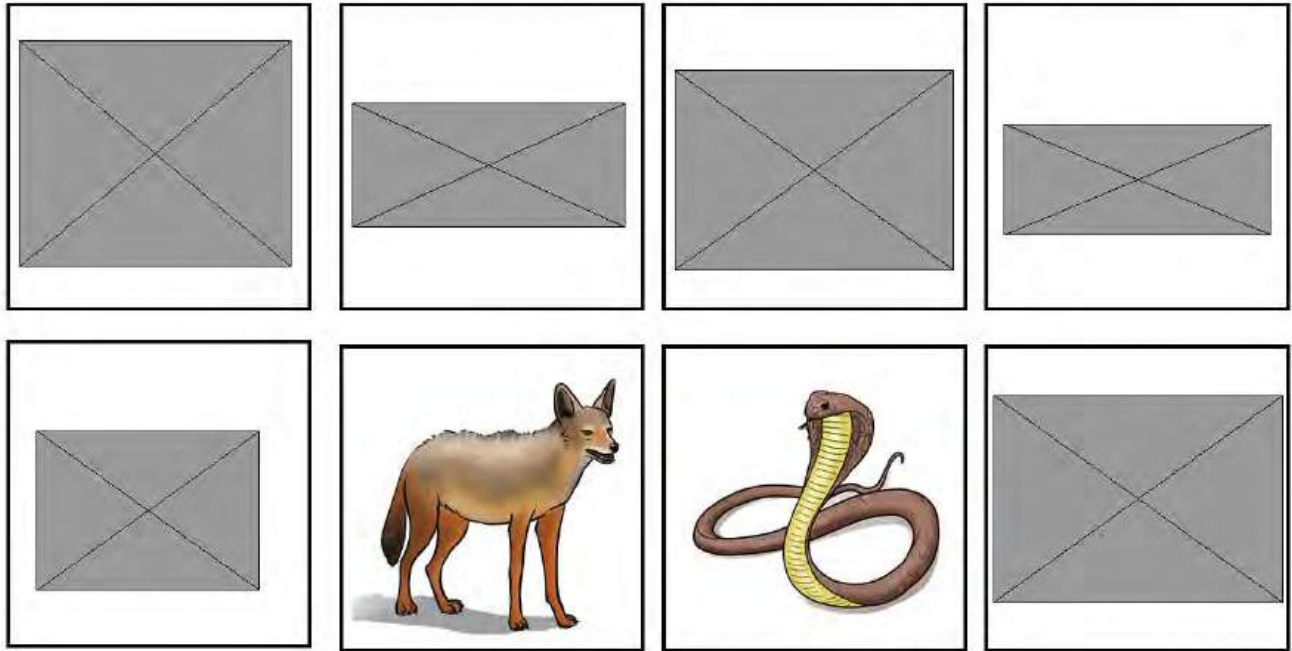
You must know something about the cow. Write a short paragraph about it.

[illegible]



Look at the pictures and discuss.

Do you know the names of these animals and birds?



- a. Which one has horns?
- b. Which one has no legs?
- c. Which one has no teeth?
- d. Which one has wings?
- e. Which one lives in the jungle?
- f. Which one has a shell?
- g. Which one can swim?
- h. Which one can fly?





## Listen and act.

Mata : Here comes an elephant!



Raja : How do you know it is an elephant?

Mata : I'm sure, it is. Because it has a trunk. Look there's a crow.

Raja : And are you sure it is a crow?

Mata : I am sure, it is. Because it's very black.

Now, have similar conversation about the animals.



## Listen and sing.

Little bird, Little bird, can you clap?

No, I can't. No, I can't. I can't clap.

Little bird, little bird, can you fly?

Yes, I can. Yes, I can. I can fly.

Little fish, Little fish, can you fly?

No, I can't. No, I can't. I can't fly.



Little fish, little fish, can you swim?

Yes, I can. Yes, I can. I can swim.

Buffalo, buffalo, can you climb?

No, I can't. No, I can't. I can't climb.

Buffalo, buffalo, can you run?

Yes, I can. Yes, I can. I can run.



Read and answer.

People build homes. A home gives us a place to live. Animals also build homes. Birds build nests. They use twigs and leaves to build the nest. A nest keeps eggs safe. It keeps baby birds warm. Nests are often found in trees. Ants also build nests. Some build nests in trees. Others build underground.



Rabbits live in burrows. Burrows are underground. Rabbits build them by digging. A burrow has chambers or rooms. The chambers are connected by tunnels. Squirrels and owls like to make their homes in the hollow of a tree.

Spiders spin webs to live in. Webs are also perfect traps for catching insects for spiders to eat.

Many animals with soft bodies carry their homes with them. These homes are called shells which protect the animals inside. Most animals such as snails, crabs and



turtles have 'built on' shells.

Domestic animals are the ones that live with human. For them, humans build houses, for example, sheds for cows and buffaloes, and stable for horses.

Answer the following questions.

a. Why do birds build the nests?

---

---

---

b. Write an animal which carries its home with it?

---

---

---

c. Do domestic animals make their homes themselves?

---

---

---

Match the animals with their homes.

horse

tree

cow

web

spider

stable

owl

burrow

rabbit

shed

birds

underground

ants

nests








Draw the pictures of some birds and animals. Write what they can do.



Handwriting practice lines for the first drawing box.



Handwriting practice lines for the second drawing box.



Handwriting practice lines for the third drawing box.



Handwriting practice lines for the fourth drawing box.



Put two words together to make new words.

a. back + bird

Handwriting practice lines for item a.

b. cat + fish

Handwriting practice lines for item b.

c. house + fly

Handwriting practice lines for item c.

d. wild + cat

Handwriting practice lines for item d.

e. silk + worm



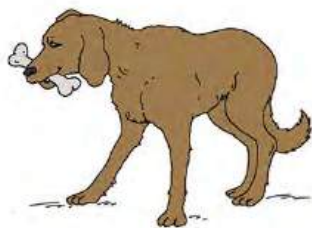
Handwriting practice lines for item e.

## Lesson 44

## What do Animals Eat?



Look at the pictures and talk about what the animals eat.



What different foods do you eat? Talk to your friends.



**Listen and sing.**

The black cat yawns, opens her jaws  
Stretches her legs and shows her claws.

Then she gets up and stands on four  
Long stiff legs and yawns some more.

Lifting herself on her delicate toes  
She arches her back as high as it goes.

She lets herself down with particular care  
And pads away with her tail in the air.

I saw a little bird go hop, hop, hop.

I told the little bird to stop, stop, stop.

I went to the window to say 'How do you do?'

He wagged his little tail and far away he flew!



**Now, talk about these animals.**



smallest



smaller




small



big



bigger



biggest



[illegible]



## Read and answer.

A cat began to catch and kill the mice everyday.

The mice were worried. They called a meeting to discuss the problem.



"Let's do something about the cat," the king of the mice said.

"But how?" the other mice asked.

All of them began to think. Then one mouse said, "We should tie a bell round his neck. So, whenever she comes towards us, the bell rings and we will run into our holes."

All the mice became very happy to hear this. They began dancing with joy. But their joy was not long. An old mouse shouted, "Stop it and tell me, who'll bell the cat?"

No mouse had the answer to this big question.

### Write short answers.

a. Who killed the mice?

---

---

---

b. Why were the mice worried?

---

---

---

c. What did the mice decide to tie around the cat's neck?

---

---

---



d. What questions could they not answer?

---

---

---

e. Did they bell the cat?

---

---

---



Write the correct sentence under each picture.

The dog became clean.

Ramesh saw his dog dirty.

He brought a soap and water. He washed his dog.



---

---

---



---

---

---



---

---

---



---

---

---





## Assessment 10

1. Listen to the audio and answer the questions.

a. What is the dog's name?

---

---

---

b. Is the dog small?

---

---

---

c. What is the cat's name?

---

---

---

2. Listen to your teacher and write what you hear.

---

---

---

---

---

---

---

---

---

---

---

---

3. Work in pairs. Take turns to ask and answer questions about these birds and animals.

crow	rhinoceros	leopard	elephant
sparrow	pigeon	monkey	tiger
squirrel	frog		

4. Read the text aloud.

A lion lay asleep in the forest. Suddenly, a little mouse came upon him and ran across his nose. The lion woke up and caught the little mouse with his paw angrily.

"Spare me!" asked the poor mouse. "Please let me go and

someday I will surely help you." The lion laughed that a mouse could ever help him. But he was kind and finally let the mouse go.

Some days later, the lion was walking in the forest. He was caught in the hunter's net. He roared because he could not free himself. The mouse knew the voice and quickly found the lion struggling in the net. The mouse cut the rope and let the lion free.

"You laughed when I said I would repay you," said the mouse. "Now you see that even a mouse can help a lion."

A. Read the story and complete the sentences.

- a. The lion was sleeping in the .....
- b. A ..... ran across the lion's nose.
- c. The lion ..... at the offer of the mouse.
- d. The lion was caught in the hunter's .....
- e. The mouse cut the ..... and freed the lion.

5. Punctuate the following.

a. rabbits live in Burrows

---

---

b. a burrow hsa chambers or rmoos

---

---

c. spiders Spin webs to liev in

---

---

d. what can An Elephant do

---

---

---



## Word list

active	burrow	comb
actor	bus station	competition
ambulance	butterfly	complete
ankle	cabbage	computer
assembly	calendar	contain
bakery	camel	cook
balloon	camera	count
bank	camping	cousin
bark	candles	cricket
basket	carrot	crow
bath	carry	cuckoo
bathroom	cartoon	cupboard
beans	cattle	curtain
beaten rice	cauliflower	cute
beautiful	celebrate	cycle
bedtime	check	cycling
begin	chest	dance
behind	chew	dark
bell	chicken	decorate
belt	chocolate	delicious
beside	Christmas	desert
black	cinema	diet
blanket	clap	different
bleat	claw	dig
blue	clean	dining room
boating	cleanliness	dinner
bookrack	climb	distribute
boots	clock	doll
bottle	clothes	domestic
break	cloud	downstairs
bright	cloudy	dozen
brinjal	coat	drama
brown	coins	draw
brush	collect	dresses
buffalo	colour	dry



dustbin  
duster  
early  
earth  
energy  
enjoy  
eraser  
events  
exchange  
excited  
exercise  
fair  
fall  
fan  
farm  
favourite  
feel  
feet  
fence  
festival  
flower  
fog  
foggy  
food  
footpath  
forehead  
forest  
forget  
friendly  
front  
fruits  
fun  
garbage  
garden  
gift  
gloves

grass  
great  
green  
grocery  
ground  
guava  
guess  
guest  
hair  
hallway  
handkerchief  
happily  
happy  
hat  
headphone  
health  
healthy  
help  
helpful  
hip  
hit  
hive  
hold  
holes  
holiday  
hop  
horns  
hotel  
house  
housewife  
hum  
hungry  
idea  
images  
important  
indoor

jacket  
jar  
jaw  
jug  
juice  
juicy  
jungle  
kangaroo  
key ring  
kind  
kitchen  
kite  
knee  
lab  
laptop  
leave  
library  
list  
litchi  
long  
lotus  
loud  
loving  
lunch  
marigold  
market  
mason  
meal  
meat  
meeting  
menu  
mew  
mind  
minerals  
mobile  
money

monsoon  
mountain  
mouse  
move  
music  
nails  
nearby  
neat  
necessary  
neck  
need  
nephew  
nest  
nice  
niece  
night  
notebook  
objects  
ocean  
offer  
opposite  
orange  
ostrich  
outdoor  
pack  
packet  
padlocks  
painting  
pair  
pants  
papaya  
parents  
park  
parrot  
party  
passage

patient  
pear  
peeling  
peppers  
perform  
perfume  
pet  
photo  
picture  
piece  
pillow  
pineapple  
pink  
place  
plant  
plates  
playground  
pleasant  
plenty  
polish  
pond  
popular  
post  
postcard  
poster  
praise  
pray  
present  
pretty  
prize  
problem  
protect  
pumpkin  
put on  
puzzle  
quiet

race  
radio  
radish  
rain  
rainy  
receive  
red  
regularly  
relatives  
rest  
return  
rhododendron  
ribbon  
rice pudding  
ride  
river  
robot  
rose  
round  
sad  
sand  
sandals  
sandwich  
scarf  
schedule  
season  
seeds  
seller  
set  
shade  
shake  
shape  
sharpener  
sheep  
shell  
shirts

shoes  
shop  
shopping  
shout  
shut  
sick  
sing  
singer  
skirt  
skunk  
sleep  
slide  
smell  
smile  
snacks  
snail  
snow  
snowy  
soap  
socks  
sofa  
soup  
spare  
spend  
squeak  
squirrel  
stand up  
stick  
stiff  
stomach  
storey  
storm  
story  
strawberries  
street  
strike

study  
summer  
sunflower  
sunny  
sunset  
sweater  
sweep  
sweets  
swim  
swing  
tail  
tailor  
take care  
talk  
taste  
teddy bear  
telephone  
television  
temple  
throw  
tidy  
tie  
together  
tomato  
tongue  
toothbrush  
tortoise  
towel  
toy  
train  
trim  
trousers  
trunk  
t-shirt  
tweet  
twice

umbrella  
under  
unweed  
upstairs  
vacation  
vegetables  
vessel  
video game  
village  
visit  
vitamins  
wag  
warm  
wash  
watch  
wear  
weather  
weeds  
white  
whiteboard  
wind  
windy  
wings  
winner  
winter  
wood  
wooden  
world  
worm  
worship  
yawn  
yellow  
yoghurt  
young  
zoo



## LEARNING PROGRESSION CHART

Tick (✓) the box on the day you complete the task.

**START** →

Lesson 1	<input type="checkbox"/>	<input type="checkbox"/>	<input type="checkbox"/>	<input type="checkbox"/>	<input type="checkbox"/>	<input type="checkbox"/>	<input type="checkbox"/>	<input type="checkbox"/>	Lesson 2	<input type="checkbox"/>	<input type="checkbox"/>	<input type="checkbox"/>	<input type="checkbox"/>	<input type="checkbox"/>
Lesson 4	<input type="checkbox"/>	<input type="checkbox"/>	<input type="checkbox"/>	<input type="checkbox"/>	<input type="checkbox"/>	<input type="checkbox"/>	<input type="checkbox"/>	Lesson 3	<input type="checkbox"/>	<input type="checkbox"/>	<input type="checkbox"/>	<input type="checkbox"/>	<input type="checkbox"/>	<input type="checkbox"/>
<input type="checkbox"/>	<input type="checkbox"/>	<input type="checkbox"/>	<input type="checkbox"/>	<input type="checkbox"/>	<input type="checkbox"/>	<input type="checkbox"/>	<input type="checkbox"/>	Lesson 5	<input type="checkbox"/>	<input type="checkbox"/>	<input type="checkbox"/>	<input type="checkbox"/>	<input type="checkbox"/>	<input type="checkbox"/>
Lesson 7	<input type="checkbox"/>	<input type="checkbox"/>	<input type="checkbox"/>	<input type="checkbox"/>	<input type="checkbox"/>	<input type="checkbox"/>	<input type="checkbox"/>	<input type="checkbox"/>	Lesson 6	<input type="checkbox"/>	<input type="checkbox"/>	<input type="checkbox"/>	<input type="checkbox"/>	<input type="checkbox"/>
<input type="checkbox"/>	<input type="checkbox"/>	<input type="checkbox"/>	<input type="checkbox"/>	<input type="checkbox"/>	<input type="checkbox"/>	<input type="checkbox"/>	<input type="checkbox"/>	Lesson 8	<input type="checkbox"/>	<input type="checkbox"/>	<input type="checkbox"/>	<input type="checkbox"/>	<input type="checkbox"/>	<input type="checkbox"/>
<input type="checkbox"/>	<input type="checkbox"/>	<input type="checkbox"/>	<input type="checkbox"/>	Lesson 10	<input type="checkbox"/>	<input type="checkbox"/>	<input type="checkbox"/>	<input type="checkbox"/>	<input type="checkbox"/>	<input type="checkbox"/>	<input type="checkbox"/>	Lesson 9	<input type="checkbox"/>	<input type="checkbox"/>
Lesson 11	<input type="checkbox"/>	<input type="checkbox"/>	<input type="checkbox"/>	<input type="checkbox"/>	<input type="checkbox"/>	<input type="checkbox"/>	<input type="checkbox"/>	<input type="checkbox"/>	Lesson 12	<input type="checkbox"/>	<input type="checkbox"/>	<input type="checkbox"/>	<input type="checkbox"/>	<input type="checkbox"/>
<input type="checkbox"/>	Lesson 14	<input type="checkbox"/>	<input type="checkbox"/>	<input type="checkbox"/>	<input type="checkbox"/>	<input type="checkbox"/>	<input type="checkbox"/>	Lesson 13	<input type="checkbox"/>	<input type="checkbox"/>	<input type="checkbox"/>	<input type="checkbox"/>	<input type="checkbox"/>	<input type="checkbox"/>
<input type="checkbox"/>	<input type="checkbox"/>	<input type="checkbox"/>	<input type="checkbox"/>	Lesson 15	<input type="checkbox"/>	<input type="checkbox"/>	<input type="checkbox"/>	<input type="checkbox"/>	<input type="checkbox"/>	Lesson 16	<input type="checkbox"/>	<input type="checkbox"/>	<input type="checkbox"/>	<input type="checkbox"/>
<input type="checkbox"/>	<input type="checkbox"/>	Lesson 18	<input type="checkbox"/>	<input type="checkbox"/>	<input type="checkbox"/>	<input type="checkbox"/>	<input type="checkbox"/>	Lesson 17	<input type="checkbox"/>	<input type="checkbox"/>	<input type="checkbox"/>	<input type="checkbox"/>	<input type="checkbox"/>	<input type="checkbox"/>
<input type="checkbox"/>	<input type="checkbox"/>	<input type="checkbox"/>	<input type="checkbox"/>	<input type="checkbox"/>	Lesson 19	<input type="checkbox"/>	<input type="checkbox"/>	<input type="checkbox"/>	<input type="checkbox"/>	<input type="checkbox"/>	<input type="checkbox"/>	<input type="checkbox"/>	<input type="checkbox"/>	<input type="checkbox"/>
<input type="checkbox"/>	<input type="checkbox"/>	<input type="checkbox"/>	<input type="checkbox"/>	<input type="checkbox"/>	Lesson 21	<input type="checkbox"/>	<input type="checkbox"/>	<input type="checkbox"/>	<input type="checkbox"/>	<input type="checkbox"/>	<input type="checkbox"/>	Lesson 20	<input type="checkbox"/>	<input type="checkbox"/>
Lesson 22	<input type="checkbox"/>	<input type="checkbox"/>	<input type="checkbox"/>	<input type="checkbox"/>	Lesson 23	<input type="checkbox"/>	<input type="checkbox"/>	<input type="checkbox"/>	<input type="checkbox"/>	<input type="checkbox"/>	<input type="checkbox"/>	<input type="checkbox"/>	Lesson 24	<input type="checkbox"/>
Lesson 26	<input type="checkbox"/>	<input type="checkbox"/>	<input type="checkbox"/>	<input type="checkbox"/>	Lesson 25	<input type="checkbox"/>	<input type="checkbox"/>	<input type="checkbox"/>	<input type="checkbox"/>	<input type="checkbox"/>	<input type="checkbox"/>	<input type="checkbox"/>	<input type="checkbox"/>	<input type="checkbox"/>
<input type="checkbox"/>	<input type="checkbox"/>	<input type="checkbox"/>	<input type="checkbox"/>	<input type="checkbox"/>	Lesson 27	<input type="checkbox"/>	<input type="checkbox"/>	<input type="checkbox"/>	<input type="checkbox"/>	Lesson 28	<input type="checkbox"/>	<input type="checkbox"/>	<input type="checkbox"/>	<input type="checkbox"/>
<input type="checkbox"/>	Lesson 30	<input type="checkbox"/>	<input type="checkbox"/>	<input type="checkbox"/>	<input type="checkbox"/>	<input type="checkbox"/>	<input type="checkbox"/>	Lesson 29	<input type="checkbox"/>	<input type="checkbox"/>	<input type="checkbox"/>	<input type="checkbox"/>	<input type="checkbox"/>	<input type="checkbox"/>
<input type="checkbox"/>	<input type="checkbox"/>	<input type="checkbox"/>	<input type="checkbox"/>	<input type="checkbox"/>	<input type="checkbox"/>	<input type="checkbox"/>	<input type="checkbox"/>	Lesson 31	<input type="checkbox"/>	<input type="checkbox"/>	<input type="checkbox"/>	<input type="checkbox"/>	<input type="checkbox"/>	<input type="checkbox"/>
<input type="checkbox"/>	<input type="checkbox"/>	Lesson 33	<input type="checkbox"/>	<input type="checkbox"/>	<input type="checkbox"/>	<input type="checkbox"/>	<input type="checkbox"/>	<input type="checkbox"/>	Lesson 32	<input type="checkbox"/>	<input type="checkbox"/>	<input type="checkbox"/>	<input type="checkbox"/>	<input type="checkbox"/>

